

Ministry of Education and Science of Ukraine
National Aviation University

**AEROHYDROGASDYNAMICS
AND FLIGHT DYNAMICS
PART I: AEROHYDROGASDYNAMICS**

SELF-STUDY METHOD GUIDE

Part I

**AEROHYDROGASDYNAMICS
Plotting the Aircraft Polar
for the Students of the
Field of Study 27 “Transport”,
Specialty 272 “Aviation Transport”**

Kyiv 2020

УДК 629.735.015.3(076.5)
А992

Compiler *A. V. Goncharenko*

Містять декілька рекомендацій для самостійної роботи, щодо виконання розрахунково-графічної роботи з дисципліни «Аерогідрогазодинаміка та динаміка польоту», в Частині I, що стосується розділу «Аерогідрогазодинаміка» при побудові поляри повітряного судна.

Для студентів 3-го курсу галузі знань 27 «Транспорт», спеціальності 272 «Авіаційний транспорт».

Aerohydrogasdynamics and Flight Dynamics. Part I :
A992 **Aerohydrogasdynamics** : Self-Study Method Guide . Part I .
Aerohydrogasdynamics . Plotting the Aircraft Polar / compiler A. V.
Goncharenko. – K. : NAU, 2020. – 57 p.

The **METHOD GUIDE** contains a few recommendations on the Self-Study in regards with the completion of the Calculation and Graphic Work on the academic subject of “Aerohydrogasdynamics and Flight Dynamics”, in Part I, concerning the section of “Aerohydrogasdynamics” at plotting the aircraft polar.

Designed for the 3rd year students of the Field of Study 27 “Transport”, Specialty 272 “Aviation Transport”.

CONTENTS

INTRODUCTION	5
I. CALCULATION AND PLOTTING THE DEPENDENCE OF $C_{y_a} = f(\alpha)$ FOR THE SMALL NUMBERS OF M FOR THE FLIGHT AT THE ALTITUDE OF $H = 0$	7
§ 1. Determination of the parameters of the wing	7
§ 2. Determination of the derivative of the lift force coefficient.....	10
§ 3. Determination of the lift force coefficient maximum.....	14
§ 4. Determination of the critical angle of attack	17
§ 5. Determination of the allowable lift force coefficient value.....	17
§ 6. Determination of the allowable angle of attack.....	18
§ 7. Plotting the diagram for the dependence of the lift force coefficient upon the angle of attack	18
II. CALCULATION AND PLOTTING THE DEPENDENCE OF $C_{x_a} = f(\alpha)$ FOR THE SMALL NUMBERS OF M FOR THE FLIGHT AT THE ALTITUDE OF $H = 0$	21
§ 8. Determination of the A/C drag coefficient at the zero lift force coefficient value	21
§ 9. Determination of the coefficient of the A/C inductive resistance	24
§ 10. Determination of the correction coefficient ΔC_{x_p} taking into account the alteration of the profile resistance due to the pressures redistribution over the A/C wing surface at $\alpha \neq \alpha_0$	26
§ 11. Determination of the A/C drag force coefficient upon the angle of attack.....	26
§ 12. Plotting the diagram for the dependence of the drag force coefficient upon the angle of attack	27
III. PLOTTING THE A/C POLAR $C_{y_a} = f(C_{x_a})$ FOR THE SMALL NUMBERS OF M FOR THE FLIGHT AT THE ALTITUDE OF $H = 0$	30

IV. ASSESSMENT OF THE A/C FLIGHT MODES AT THE DESIGNED SPEED AND ALTITUDE OF THE FLIGHT (CRUISING MODE OF FLIGHT)

..... **33**

§ 13. For CP and TP 33

§ 14. For CGW 33

§ 15. For computerized computational techniques..... 34

§ 16. For flight dynamics 34

§ 17. For further graduation papers and prospective research..... 35

REFERENCES.....36

INTRODUCTION

This **METHOD GUIDE ON THE SELF-STUDY (SS)** is contemplated in response to the needs of our students in more detailed elaborations concerning problems stated, set or given for the students' independent work on this subject for the specified **CALCULATION AND GRAPHIC WORK (CGW)**, possibly used in their **TERM PAPERING (TP)**, **COURSE PROJECTING (CP)**, further **GRADUATION PAPERS** or even **PH.D. STUDIES**. The whole material is split into portions. Each portion is intended to cover a fraction of probable applications aimed at **AERO-HYDRO-GAS-DYNAMICS AND FLIGHT DYNAMICS** or their adjacent problems.

The presented in this, **First Part, PART I** of the **METHOD GUIDE ON the SS** problems are dedicated, and a special attention is drawn here, to the scientific component of the SS work. Specifically, the objectives of the **PART I** are to help students cope with the challenging problems relating to the **AIRCRAFT (A/C) POLAR PLOTTING (P/P)** in regards with the A/C and its elements **AERODYNAMIC CHARACTERISTIC (AC)** determination.

The set of the considered problems is based upon the **ACADEMIC SUBJECT PROGRAM** on “**AEROHYDROGASDYNAMICS AND FLIGHT DYNAMICS**”, as well as upon the **RECOMMENDED LITERATURE SOURCES** (the list is presented, but not limited to it). The **LIST OF LITERATURE** at the end of the **METHOD GUIDE** is basic (major) and compiled partially in the alphabetic order with respect to the matter of supposed (assumed) importance.

The **REFERENCE LIST** is selected, set in the order [1-198], does not pretend for completeness, but instead it is aimed at developing the students' abilities of thinking and to analyze, contemplate in the specified directory rather than their abilities to know and memorize. However, these are very significant too. Actually, in the contemporary informative boom world, the needed or required data can easily be retrieved from the internet, found in multiple references, guidance materials [1-7], studies, dictionaries [3], comprehensive books [4] or monographs etc. The **METHOD GUIDE** is designed for the 3rd year students of the Field of Study: 27 “Transport”, Specialty: 272 “Aviation Transport”, Specialization: 01 “Maintenance and Repair of Aircraft and Aircraft Engines”. It includes detailed solutions for an example of the

A/C P/P considered in reference [1]: «**Аэромеханика** : Методические указания и задания по выполнению курсовой работы / Составители: А. Г. Баскакова, В. Д. Трубенюк. – К. : КМУГА, 1995. – 52 с.» [**Aeromechanics** : Method Guide and Tasks on Course Work Completion / Compilers: A. G. Baskakova, V. D. Trubenok. – K. : KIUCA, 1995. – 52 p.] [**in Russian**].

It is proposed to select the **VARIANTS** for the CGW, as well as for TP or CP completion in accordance with the recommendations of [1]:

1. If the last figure of the number of the **STUDENT'S CREDIT BOOK** is "5" and more, then it is the A/C with the **TURBOJET ENGINE** that must be taking for consideration.
2. If the last figure of the number of the **STUDENT'S CREDIT BOOK** is less than "5", then it is the A/C with the **TURBOPROP ENGINE** that must be taking for consideration.
3. The **VARIANT** itself is selected by the last figure of the number of the **STUDENT'S CREDIT BOOK**.
4. For the **WING** calculation it is also by the last figure of the number of the **STUDENT'S CREDIT BOOK**.
5. For the **WING MECHANIZATION** calculation it is by the third from the end figure of the number of the **STUDENT'S CREDIT BOOK**.

**I. CALCULATION AND PLOTTING THE DEPENDENCE OF
 $C_{y_a} = f(\alpha)$ FOR THE SMALL NUMBERS OF M FOR THE FLIGHT
 AT THE ALTITUDE OF $H = 0$**

The principal theoretical provisions can be found out in references [1-7].

For the **WINGS** with the relative extension $\lambda > 4$ the **COEFFICIENT** of the **LIFT FORCE** C_{y_a} depends linearly upon the **ANGLE OF ATTACK** α up to the values of $C_{y_a} = 0.8C_{y_{a\max}}$, [1, p. 5, (1)]:

$$C_{y_a}(\alpha) = C_{y_a}^\alpha (\alpha - \alpha_0), \quad (1)$$

where: $C_{y_a}^\alpha$ – the derivative of the **LIFT FORCE COEFFICIENT** C_{y_a} with respect to the **ANGLE OF ATTACK** α :

$$C_{y_a}^\alpha = \frac{dC_{y_a}(\alpha)}{d\alpha} \quad (2)$$

α_0 – the value of the **ANGLE OF ATTACK** at $C_{y_a} = 0$:

$$C_{y_a}(\alpha = \alpha_0) = 0. \quad (3)$$

§ 1. Determination of the parameters of the wing

The **ANGLE OF ATTACK** of α_0 in turn depends upon the wing profile curvature f and the wing twist φ_{tw} , [1, p. 5]:

$$\alpha_0 = \alpha_{0f} + \alpha_{0\varphi_{tw}}, \quad (4)$$

where α_{0f} – the **ANGLE OF ATTACK** depending upon the wing profile curvature f , [1, p. 5]:

$$\alpha_{0f} = -65\bar{f} \left[1.165 - 1.534(\bar{x}_f - \bar{c}) \right], \quad (5)$$

where \bar{f} – the relative curvature of the wing profile (given in the **TASK**):

$$\bar{f} = \frac{f}{b}, \quad (6)$$

where b – the chord (mean/average geometric chord) of the wing profile, [1, p. 10]:

$$b = \frac{S}{l}, \quad (7)$$

where S – the wing area (given in the **TASK**); l – the wing span (given in the **TASK**);

\bar{x}_f – the relative abscise of the maximum of the wing profile curvature on the chord of the wing profile (given in the **TASK**):

$$\bar{x}_f = \frac{x_f}{b}, \quad (8)$$

where x_f – the abscise of the maximum of the wing profile curvature on the chord of the wing profile;

\bar{c} – the relative thickness of the wing profile (given in the **TASK**):

$$\bar{c} = \frac{c}{b}, \quad (9)$$

where c – the thickness of the wing profile;

$\alpha_{0\varphi_{tw}}$ – the **ANGLE OF ATTACK** depending upon the wing twist φ_{tw} , [1, p. 5]:

$$\alpha_{0\varphi_{tw}} = -1.1(1 - \bar{D}_\phi)\varphi_{tw} \left[\frac{\eta - \bar{D}_\phi(\eta - 1)}{\eta + 1} - \frac{\lambda \text{tg}(\chi_{fe})(1 - \zeta)(1 - \bar{D}_\phi)}{6} \right], \quad (10)$$

where \bar{D}_ϕ – the relative diameter of the fuselage at the place of the wing mounting:

$$\bar{D}_\phi = \frac{d_\phi}{l_\phi}, \quad (11)$$

where d_ϕ – the diameter of the fuselage (given in the **TASK**); l_ϕ – the length of the fuselage (given in the **TASK**);

η – the wing tapering (narrowing):

$$\eta = \frac{b_0}{b_k}, \quad (12)$$

where b_0 – the wing root chord (given in the **TASK**); b_k – the wing tip (ending) chord (given in the **TASK**);

λ – the relative extension of the wing:

$$\lambda = \frac{l^2}{S}; \quad (13)$$

ζ – the parameter depending upon the sweep-back (arrow) shape of the leading (front) χ_{fe} and trailing (rear) χ_{re} edge of the wing, [1, p. 6]:

$$\zeta = \frac{\text{tg}(\chi_{re})}{\text{tg}(\chi_{fe})}. \quad (14)$$

Thus, calculation:

1. The ANGLE OF ATTACK depending upon the wing profile curvature

At:

$$\bar{f} = 0.0202, \quad \bar{x}_f = 0.3, \quad \bar{c} = 0.12, \quad (15)$$

$$\alpha_{0f} = -65\bar{f}[1.165 - 1.534(\bar{x}_f - \bar{c})], \quad (16)$$

(see (5)),

$$\alpha_{0f} = -65 \cdot 0.0202 [1.165 - 1.534(0.3 - 0.12)] = -1.167 \text{ [}^\circ\text{, degrees]}. \quad (17)$$

2. The ANGLE OF ATTACK depending upon the wing twist

At:

$$d_\phi = 6.08, \quad l_\phi = 56.1, \quad b_0 = 12.02, \quad b_k = 3.05, \quad l = 48.6,$$

$$S = 361.0, \quad \chi_{re} = 21.82, \quad \chi_{fe} = 32, \quad \phi_{tw} = -2.502, \quad (18)$$

$$\bar{D}_\phi = \frac{d_\phi}{l_\phi} = \frac{6.08}{56.1} = 0.108, \quad \eta = \frac{b_0}{b_k} = \frac{12.02}{3.05} = 3.941,$$

$$\lambda = \frac{l^2}{S} = \frac{48.6^2}{361.0} = 6.543, \quad \zeta = \frac{\text{tg}(\chi_{re})}{\text{tg}(\chi_{fe})} = \frac{\text{tg}\left(21.82 \cdot \frac{\pi}{180}\right)}{\text{tg}\left(32 \cdot \frac{\pi}{180}\right)} = 0.641. \quad (19)$$

$$\alpha_{0\varphi_{tw}} = -1.1(1 - \bar{D}_\phi) \rho_{tw} \left[\frac{\eta - \bar{D}_\phi(\eta - 1)}{\eta + 1} - \frac{\lambda \text{tg}(\chi_{fe})(1 - \zeta)(1 - \bar{D}_\phi)}{6} \right], \quad (20)$$

(see (10)),

$$\alpha_{0\varphi_{tw}} = -1.1(1 - 0.108)(-2.502) \times \left[\frac{3.941 - 0.108(3.941 - 1)}{3.941 + 1} - \frac{6.543 \cdot \text{tg}\left(32 \cdot \frac{\pi}{180}\right)(1 - 0.641)(1 - 0.108)}{6} \right], \quad (21)$$

$$\alpha_{0\varphi_{tw}} = 1.233.$$

3. The zero LIFT FORCE ANGLE OF ATTACK of α_0 :

$$\alpha_0 = \alpha_{0f} + \alpha_{0\varphi_{tw}}, \quad (22)$$

(see (4, 17, 21)),

$$\alpha_0 = -1.167 + 1.233 = 0.066. \quad (23)$$

§ 2. Determination of the derivative of the lift force coefficient

The derivative of the **LIFT FORCE COEFFICIENT** C_{y_a} with respect to the **ANGLE OF ATTACK** α for the sweep-back (arrow) shape wings of the heavy A/C is determined by the formula of [1, p. 6, (2)]:

$$C_{y_a}^\alpha = \frac{4\pi\lambda_{ef}}{\sqrt{D^2 + \beta^2\lambda_{ef}^2} + \sqrt{D^2\zeta^2 + \beta^2\lambda_{ef}^2} + D \frac{1 - \zeta}{\eta - 1} + 4} \quad [1/\text{radians}], \quad (24)$$

where λ_{ef} – the relative effective extension of the wing, is calculated by the formula of [1, p. 6]:

$$\lambda_{ef} = \lambda \frac{k_{\chi}^1}{1 + \frac{S_i}{S}}; \quad (25)$$

where k_{χ}^1 – the coefficient that takes into account the sweep-back (arrow) shape of the wing. For the first approximation, for the wings with the sweep-back (arrow) shape of the $\chi_{1/4} = 20 \dots 40^\circ$, it is possible to accept:

$$k_{\chi}^1 = 0.95 \dots 0.80; \quad (26)$$

S_i – the area of the wing occupied by the fuselage, engines compartments etc. (given in the **TASK**);

D – the parameter depending upon the tapering (narrowing) and sweep-back (arrow) shape of the wing, is calculated by the formula of

$$D = \frac{4(\eta - 1)}{(\eta + 1)(\zeta + 1)}; \quad (27)$$

β – the coefficient depending upon the number of M_{∞} of the undisturbed flow:

$$\beta = \sqrt{1 - M_{\infty}^2}; \quad (28)$$

$$M_{\infty} = \frac{V_{land}}{a_{H=0}}, \quad (29)$$

where V_{land} – the aircraft speed at landing (in meters per second), [1, p. 7, (5)]:

$$V_{land} = 3 \sqrt{\frac{m_{land}}{S}}, \quad (30)$$

where m_{land} – the aircraft mass at landing:

$$m_{land} = m_{toff} - 0.8m_f, \quad (31)$$

where m_{toff} – the aircraft mass at takeoff (given in the **TASK**);

m_f – the aircraft fuel mass:

$$m_f = (0.2 \dots 0.4) m_{toff}; \quad (32)$$

$a_{H=0}$ – the speed of sound at the altitude of $H = 0$.

The derivative of the **LIFT FORCE COEFFICIENT** C_{y_a} with respect to the **ANGLE OF ATTACK** α for the rectangular shape wings of the light A/C is better to determine by the formula of [1, p. 6, (3)]:

$$C_{y_a}^\alpha = \frac{2\pi\lambda_{ef}}{\bar{p}\lambda_{ef} + 2}, \quad (33)$$

where \bar{p} – the ratio of the wing half-perimeter to its span [1, p. 6]:

$$\bar{p} = \frac{P}{2l}, \quad (34)$$

where p – the wing perimeter.

Thus, calculation:

4. The relative effective extension of the wing

At:

$$k_\chi^1 = 0.8112, \quad S_i = 73.1, \quad (35)$$

$$\lambda_{ef} = \lambda \frac{k_\chi^1}{1 + \frac{S_i}{S}}, \quad (36)$$

(see (18, 19, 25)),

$$\lambda_{ef} = 6.543 \frac{0.8112}{1 + \frac{73.1}{361.0}} = 4.414. \quad (37)$$

5. The parameter depending upon the tapering (narrowing) and sweep-back (arrow) shape of the wing:

$$D = \frac{4(\eta - 1)}{(\eta + 1)(\zeta + 1)}, \quad (38)$$

(see (19, 27)),

$$D = \frac{4(3.941 - 1)}{(3.941 + 1)(0.641 + 1)} = 1.451. \quad (39)$$

6. The aircraft fuel mass

At:

$$m_{toff} = 206,000, \quad (40)$$

$$m_f = 0.45m_{toff} = 0.45 \cdot 206,000 = 92,700, \quad (41)$$

(see (32)).

7. The aircraft mass at landing:

$$m_{land} = m_{toff} - 0.8m_f = 206,000 - 0.8 \cdot 92,700 = 131,840, \quad (42)$$

(see (31)).

8. The aircraft mass at landing:

$$V_{land} = 3\sqrt{\frac{m_{land}}{S}} = 3\sqrt{\frac{131,840}{361.0}} = 57.331, \quad (43)$$

(see (30)).

9. The number of M_∞ of the undisturbed flow

At:

$$a_{H=0} = 340.1, \quad (44)$$

$$M_\infty = \frac{V_{land}}{a_{H=0}} = \frac{57.331}{340.1} = 0.169, \quad (45)$$

(see (29)).

10. The coefficient depending upon the number of M_∞ :

$$\beta = \sqrt{1 - M_\infty^2} = \sqrt{1 - 0.169^2} = 0.986, \quad (46)$$

(see (28)).

11. The derivative of the LIFT FORCE COEFFICIENT C_{y_a} with respect to the ANGLE OF ATTACK α for the sweep-back (arrow) shape wings of the heavy A/C:

$$C_{y_a}^\alpha = \frac{4\pi\lambda_{ef}}{\sqrt{D^2 + \beta^2\lambda_{ef}^2} + \sqrt{D^2\zeta^2 + \beta^2\lambda_{ef}^2} + D\frac{1-\zeta}{\eta-1} + 4}, \quad (47)$$

(see (24)),

$$C_{y_a}^\alpha = \frac{4 \cdot 3.14 \cdot 4.414}{\sqrt{1.451^2 + 0.986^2 \cdot 4.414^2} + \sqrt{1.451^2 \cdot 0.641^2 + 0.986^2 \cdot 4.414^2} + 1.451 \cdot \frac{1-0.641}{3.941-1} + 4} = 4.198. \quad (48)$$

For plotting the dependence of $C_{y_a} = f(\alpha)$ it is necessary to determine the **LIFT FORCE COEFFICIENT MAXIMUM** value $C_{y_a \max}$, the **CRITICAL ANGLE OF ATTACK** value α_{cr} , and the **ALLOWABLE ANGLE OF ATTACK** value α_{allow} corresponding to the beginning of the flow break out off the top surface of the wing. Thus, α_{cr} corresponds with the $C_{y_a \max}$; and α_{allow} : to the $C_{y_a \text{allow}}$, [1, p. 6].

§ 3. Determination of the lift force coefficient maximum

The **LIFT FORCE COEFFICIENT MAXIMUM** value is determined by the formula of [1, p. 7]:

$$C_{y_a \max} = C_{y_0} k_\eta k_\chi k_{Re}, \quad (49)$$

where C_{y_0} – the experimentally found **LIFT FORCE COEFFICIENT MAXIMUM** value of the wing profile at the specified number of Re_0 (given in the **TASK**); k_η – the correction (adjustment, tuning) coefficient depending upon the wing tapering (narrowing), [1, p. 7]:

$$k_\eta = 0.91\eta^{0.017}(0.95 + 0.057\eta - 0.012\eta^2); \quad (50)$$

k_χ – the correction (adjustment, tuning) coefficient depending upon the wing sweep-back (arrow) shape and tapering (narrowing), [1, p. 7]:

$$k_\chi = \frac{1}{\eta + 1} \left[0.09 + 0.51\eta + (0.91 + 0.49\eta)\cos^2\left(\chi_{1/4}\right) \right]; \quad (51)$$

where $\cos\left(\chi_{1/4}\right)$ – cosine of the wing sweep-back (arrow) shape angle by the line of the $1/4$ -th of the chord (given in the **TASK**);

k_{Re} – the correction (adjustment, tuning) coefficient depending upon the Reynolds' number, [1, p. 7]:

$$Re = \frac{V_{land}b_{mg}}{v}, \quad (52)$$

where b_{mg} – mean (average) geometric chord of the wing (7); v – kinematics viscosity; and Re_0 – the experimental Reynolds' number (given in the **TASK**), [1, p. 7]:

$$k_{Re} = 1.49 \left(\frac{\log Re}{\log Re_0} \right)^{1.62} \exp\left(-0.35 \frac{\log Re}{\log Re_0}\right). \quad (53)$$

Thus, calculation:

12. The correction coefficient depending upon the wing tapering:

$$k_\eta = 0.91\eta^{0.017}(0.95 + 0.057\eta - 0.012\eta^2), \quad (54)$$

(see (19, 50)),

$$k_\eta = 0.91 \cdot 3.941^{0.017}(0.95 + 0.057 \cdot 3.941 - 0.012 \cdot 3.941^2) = 0.921. \quad (55)$$

13. The correction coefficient depending upon the wing sweep-back (arrow) shape and tapering

At:

$$\chi_{1/4} = 38.5, \quad (56)$$

$$k_\chi = \frac{1}{\eta + 1} \left[0.09 + 0.51\eta + (0.91 + 0.49\eta) \cos^2 \left(\chi_{1/4} \right) \right], \quad (57)$$

(see (19, 51)),

$$k_\chi = \frac{1}{3.941 + 1} \left[0.09 + 0.51 \cdot 3.941 + (0.91 + 0.49 \cdot 3.941) \cos^2 \left(38.5 \cdot \frac{\pi}{180} \right) \right] = 0.777. \quad (58)$$

14. The mean geometric chord of the wing:

$$b_{mg} = \frac{S}{l} = \frac{361.0}{48.6} = 7.428, \quad (59)$$

(see (7)).

15. The Reynolds' number

At:

$$v = 1.44607 \cdot 10^{-5}, \quad (60)$$

$$Re = \frac{V_{land} b_{mg}}{v} = \frac{57.331 \cdot 7.428}{1.44607 \cdot 10^{-5}} = 2.945 \cdot 10^7, \quad (61)$$

(see (43, 52, 59)).

16. The correction coefficient depending upon the Reynolds' number

At:

$$Re_0 = 4.4765, \quad (62)$$

$$k_{Re} = 1.49 \left(\frac{\log Re}{\log Re_0} \right)^{1.62} \exp \left(-0.35 \frac{\log Re}{\log Re_0} \right), \quad (63)$$

(see (53, 61)),

$$k_{Re} = 1.49 \left(\frac{\log 2.945 \cdot 10^7}{\log 4.4765} \right)^{1.62} \exp \left(-0.35 \frac{\log 2.945 \cdot 10^7}{\log 4.4765} \right) = 1.399. \quad (64)$$

17. The LIFT FORCE COEFFICIENT MAXIMUM value

At:

$$C_{y_0} = 1.1, \quad (65)$$

$$C_{y_a \max} = C_{y_0} k_\eta k_\chi k_{Re} = 1.1 \cdot 0.921 \cdot 0.777 \cdot 1.399 = 1.101, \quad (66)$$

(see (55, 58, 64)).

§ 4. Determination of the critical angle of attack

The **CRITICAL ANGLE OF ATTACK** value α_{cr} is determined by the formula of [1, p. 7]:

$$\alpha_{cr} = \frac{57.3 C_{y_a \max}}{C_{y_a}^\alpha} + \alpha_0^0 + \Delta\alpha^0, \quad (67)$$

where: α_0^0 – the correction coefficient; $\Delta\alpha^0$ – the correction coefficient with the value range of 1 ... 3 °.

Thus, calculation:

18. The correction coefficient depending upon the wing tapering

At:

$$\alpha_0^0 = 1, \quad \Delta\alpha^0 = 2, \quad (68)$$

$$\alpha_{cr} = \frac{57.3 C_{y_a \max}}{C_{y_a}^\alpha} + \alpha_0^0 + \Delta\alpha^0 = \frac{57.3 \cdot 1.101}{4.198} + 1 + 2 = 18.027, \quad (69)$$

(see (48, 66, 67)).

§ 5. Determination of the allowable lift force coefficient value

The **ALLOWABLE LIFT FORCE COEFFICIENT** value $C_{y_a \text{allow}}$ is determined on condition that, [1, p. 7]:

$$C_{y_a allow} = 0.8C_{y_a max} . \quad (70)$$

Thus, calculation:

19. The ALLOWABLE LIFT FORCE COEFFICIENT value $C_{y_a allow}$:

$$C_{y_a allow} = 0.8C_{y_a max} = 0.8 \cdot 1.101 = 0.881 , \quad (71)$$

(see (66)).

§ 6. Determination of the allowable angle of attack

The **ALLOWABLE ANGLE OF ATTACK** value α_{allow} is determined as it follows from the formulae of (1, 70):

$$C_{y_a allow} = C_{y_a}(\alpha = \alpha_{allow}) = C_{y_a}^\alpha(\alpha_{allow} - \alpha_0), \quad (72)$$

$$\alpha_{allow} = \frac{C_{y_a allow}}{C_{y_a}^\alpha} + \alpha_0 . \quad (73)$$

Thus, calculation:

20. The ALLOWABLE ANGLE OF ATTACK value α_{allow} :

$$\alpha_{allow} = \left(\frac{C_{y_a allow}}{C_{y_a}^\alpha} + \alpha_0 \right) = \left(\frac{0.881}{4.198} + 0.066 \cdot \frac{\pi}{180} \right) \frac{180}{\pi} = 12.086 , \quad (74)$$

(see (23, 48, 71, 73)).

§ 7. Plotting the diagram for the dependence of the lift force coefficient upon the angle of attack

Plotting the diagram for the dependence of the **LIFT FORCE COEFFICIENT** of C_{y_a} upon the **ANGLE OF ATTACK** value α : $C_{y_a}(\alpha)$, is implemented (realized) in the following way, [1, p. 8, ## 1-6, Fig. 1]:

1. In the coordinate (reference) system of the abscise axis of α and the ordinate axis of C_{y_a} respectively, it is put the points (dots) with the coordinates of the **ANGLES OF ATTACK** values of α_0 , α_{allow} , and α_{cr} against of the coordinates of the **LIFT FORCE COEFFICIENT** of C_{y_a} values of $C_{y_a}(\alpha = \alpha_0) = 0$, $C_{y_{aallow}}$, and $C_{y_{amax}}$ in correspondence.
2. The points with the coordinates of $(\alpha_0, 0)$ and $(\alpha_{allow}, C_{y_{aallow}})$ are connected by drawing a straight line; whereas the points with the coordinates of $(\alpha_{allow}, C_{y_{aallow}})$ and $(\alpha_{cr}, C_{y_{amax}})$ are connected by drawing a smooth curve line.

Thus, plotting:

1. The diagram of the dependence of the LIFT FORCE COEFFICIENT C_{y_a} upon the ANGLE OF ATTACK value α

The diagram of the dependence of the **LIFT FORCE COEFFICIENT** C_{y_a} upon the **ANGLE OF ATTACK** value α , plotted by the calculated data of the **CALCULATION SECTION ITEMS OF 1-20**, in corresponding scales is presented in Fig. 1.

In Fig. 1 the points of allowable and critical/maximal values with the coordinates of $(\alpha_{allow}, C_{y_{aallow}})$ and $(\alpha_{cr}, C_{y_{amax}})$ are indicated correspondingly as α_{dop} , $C_{y_{dop}}$ and α_{cr} , $C_{y_{amax}}$.

The calculated above values of $\alpha_{dop} = 12.086$, formula (74), $C_{y_{dop}} = 0.881$, (71); and $\alpha_{cr} = 18.027$, (69), $C_{y_{amax}} = 1.101$, (66), are also portrayed there (see Fig. 1).

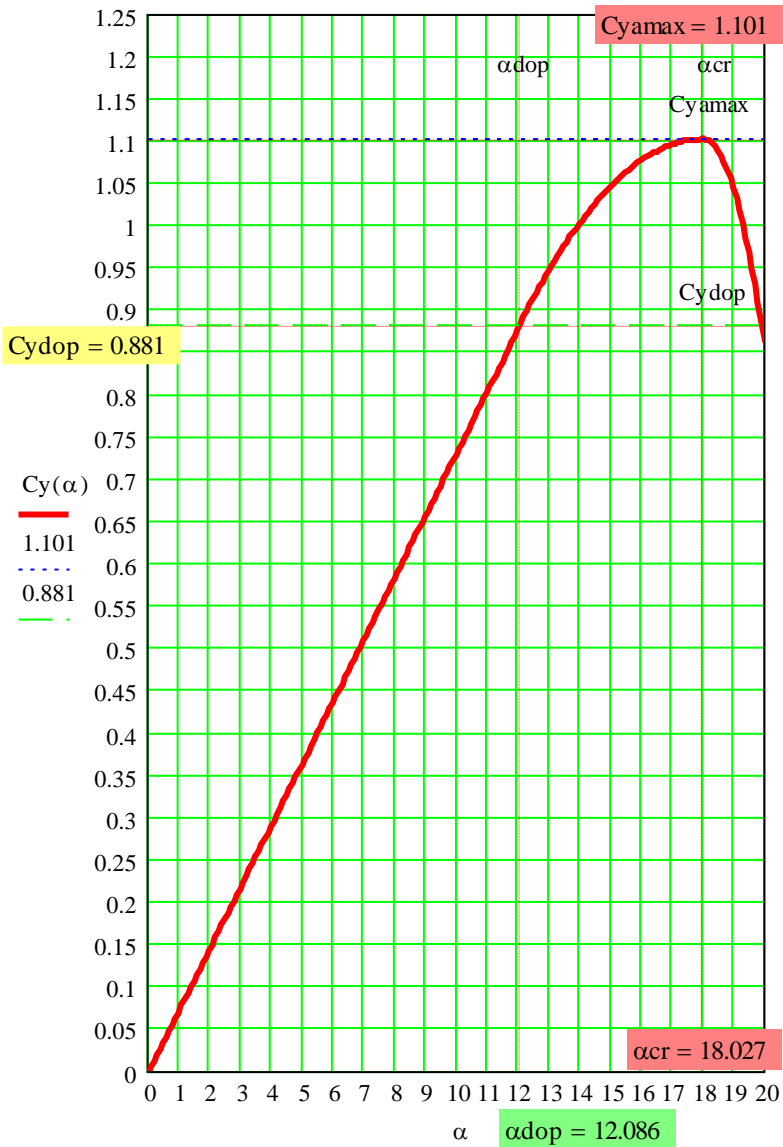


Fig. 1 – The diagram of the dependence of the **LIFT FORCE COEFFICIENT** C_{y_a} upon the **ANGLE OF ATTACK** value α

II. CALCULATION AND PLOTTING THE DEPENDENCE OF $C_{x_a} = f(\alpha)$ FOR THE SMALL NUMBERS OF M FOR THE FLIGHT AT THE ALTITUDE OF $H = 0$

The principal theoretical provisions can be found out in references [1-7].

For the **SMALL NUMBERS** of M the **COEFFICIENT** of the **DRAG FORCE** C_{x_a} of an A/C can be determined by the formula of [1, p. 8, (6)]:

$$C_{x_a} = C_{x_{a0}} + C_{x_{a_i}} + \Delta C_{x_p}, \quad (75)$$

where: $C_{x_{a0}}$ – the coefficient of the A/C **DRAG FORCE** resistance when the **LIFT FORCE COEFFICIENT** of $C_{y_a} = 0$ (coefficient of the resistance because of (due to) the **FORCES OF FRICTION**); $C_{x_{a_i}}$ – the coefficient of the A/C **INDUCTIVE** resistance; ΔC_{x_p} – the correction (adjustment, tuning) coefficient taking into account the alteration (change, variation) of the profile resistance due to (because of, caused by) the pressures redistribution over the A/C **WING SURFACE** at $\alpha \neq \alpha_0$.

§ 8. Determination of the A/C drag coefficient at the zero lift force coefficient value

The **COEFFICIENT OF THE A/C DRAG FORCE RESISTANCE** $C_{x_{a0}}$ at the **LIFT FORCE COEFFICIENT** of $C_{y_a} = 0$, in case of the SS work on the TP or CP completion, can be determined on the basis of the methods described in reference [1, pp. 9-13, Section 2.1, (7-10), Fig. 2-4].

For the considered CGW performance the SS is simplified, nevertheless, as well as for TP or CP completion in accordance with the recommendations of [1] it is reduced down to [1, p. 13, (9)]:

$$C_{x_{a0}} = (1.03\dots 1.05) \frac{\sum n C_{x_{ak}} S_k}{S}, \quad (76)$$

where $(1.03\dots 1.05)$ – the multiplier of the additional resistance that takes into account some small A/C details and parts (such as, for instance, aerial/antenna, different distinguishing parts etc.) influence; n – the number of the A/C one-type (unified) elements under consideration; $C_{x_{ak}}$ – the coefficient of the specified element resistance determined by the formula of [1, p. 13, (10)]:

$$C_{x_{ak}} = 2C_F K_C K_i, \quad (77)$$

where $2C_F$ – the summarized (summed up, cumulative, integral, total, whole, full amount, entire, full) coefficient of the equivalent flat plate friction resistance that is determined in turn as [1, pp. 9, 10, Fig. 2]:

$$2C_F = f(\text{Re}, \bar{x}_t), \quad (78)$$

where Re – the Reynolds' number, similar with (analogous to, likewise) (52), however, with making allowance (taking into account, making necessary corrections/modifications/adjustments) for the specified conditions of flowing (blowing); \bar{x}_t – the relative abscise of the point where the laminar boundary layer transmits into the turbulent one, described in reference [1, p. 9];

K_C – the coefficient that takes into account the impact (influence) of the A/C specified element relative thickness upon its resistance, described in reference [1, p. 9]; K_i – the coefficient that takes into account the aerodynamic interference (interferencion/interferention, mutual impact/influence) of the A/C specified elements. The interference between the **WING** and **FUSELAGE** at the subsonic speeds of flight is estimated by the coefficient determined with the dependence of [1, p. 11]:

$$K_i = 1 - k \frac{S_i}{S}, \quad (79)$$

where k – the coefficient that takes into account the mutual positioning (situating) of the **WING** and **FUSELAGE**, the shape of the **WING** at the

plane projection; and that coefficient has the values following the reference [1, p. 11];

S_k – the computational area of the A/C element, [1, p. 9]:

$$S_k = \frac{S_{om}}{2}, \quad (80)$$

where S_{om} – the A/C element full (total, entire, whole) side surface (area) “flown” (flushed, touched) by the flow [1, p. 9].

The computations results performed with the help of (76-80) can be presented in the view of a Table, [1, pp. 13, 14, Table 1].

Thus, calculation:

21. The COEFFICIENT OF THE A/C DRAG FORCE RESISTANCE

$C_{x_{aq}}$ at the LIFT FORCE COEFFICIENT OF $C_{y_a} = 0$

At:

$$C_{F_w} = 2.75 \cdot 10^{-3}, \quad K_{C_w} = 1.29, \quad K_{i_w} = 0.962, \quad S = 361.0, \quad (81)$$

for the **WING**;

$$C_{F_{Hst}} = 2.992 \cdot 10^{-3}, \quad K_{C_{Hst}} = 1.29, \quad K_{i_{Hst}} = 0.925, \quad S_{Hst} = 93.9, \quad (82)$$

for the **HORIZONTAL EMPENNAGE**;

$$C_{F_{Vst}} = 2.634 \cdot 10^{-3}, \quad K_{C_{Vst}} = 1.29, \quad K_{i_{Vst}} = 1, \quad S_{Vst} = 56.06, \quad (83)$$

for the **VERTICAL EMPENNAGE**;

$$C_{F_F} = 1.803 \cdot 10^{-3}, \quad K_{C_F} = 1.09, \quad K_{i_F} = 1, \quad S_F = 798.46 \quad (84)$$

for the **FUSELAGE**;

$$C_{F_{en}} = 2.579 \cdot 10^{-3}, \quad K_{C_{en}} = 1.7, \quad K_{i_{en}} = 1, \quad S_{en} = 40.916, \quad n_{en} = 4, \quad (85)$$

for the **ENGINES**;

$$C_{F_{leg}} = 2.597 \cdot 10^{-3}, \quad K_{C_{leg}} = 1, \quad K_{i_{leg}} = 1, \quad S_{leg} = 2, \quad n_{leg} = 3, \quad (86)$$

for the **LANDING GEAR**;

$$C_{x_{a0}} = 1.05 \left(\begin{aligned} &2C_{F_W} K_{C_W} K_{i_W} + 2C_{F_{Hst}} K_{C_{Hst}} K_{i_{Hst}} \frac{S_{Hst}}{S} + \\ &+ 2C_{F_{Vst}} K_{C_{Vst}} K_{i_{Vst}} \frac{S_{Vst}}{S} + 2C_{F_F} K_{C_F} K_{i_F} \frac{S_F}{S} + \\ &+ 2C_{F_{en}} K_{C_{en}} K_{i_{en}} \frac{S_{en}}{2S} n_{en} + 2C_{F_{leg}} K_{C_{leg}} K_{i_{leg}} \frac{S_{leg}}{2S} n_{leg} \end{aligned} \right), \quad (87)$$

(see (76)),

$$C_{x_{a0}} = 1.05 \left(\begin{aligned} &2 \cdot 2.75 \cdot 10^{-3} \cdot 1.29 \cdot 0.962 + \\ &+ 2 \cdot 2.992 \cdot 10^{-3} \cdot 1.29 \cdot 0.925 \cdot \frac{93.9}{361.0} + \\ &+ 2 \cdot 2.634 \cdot 10^{-3} \cdot 1.29 \cdot 1 \cdot \frac{56.06}{361.0} + \\ &+ 2 \cdot 1.803 \cdot 10^{-3} \cdot 1.09 \cdot 1 \cdot \frac{798.46}{361.0} + \\ &+ 2 \cdot 2.579 \cdot 10^{-3} \cdot 1.7 \cdot 1 \cdot \frac{40.916}{2 \cdot 361.0} \cdot 4 + \\ &+ 2 \cdot 2.597 \cdot 10^{-3} \cdot 1 \cdot 1 \cdot \frac{2}{2 \cdot 361.0} \cdot 3 \end{aligned} \right) = 0.021. \quad (88)$$

§ 9. Determination of the coefficient of the A/C inductive resistance

The **COEFFICIENT OF THE A/C INDUCTIVE RESISTANCE** $C_{x_{a_i}}$ depends upon the **LIFT FORCE COEFFICIENT** C_{y_a} , **EFFECTIVE RELATIVE EXTENSION OF THE WING** λ_{ef} , and the coefficient of δ , depending in turn upon the **WING** shape in the plane projection.

The **COEFFICIENT OF THE A/C INDUCTIVE RESISTANCE** $C_{x_{a_i}}$ is determined by the formula of [1, p. 13, (11)]:

$$C_{x_{a_i}} = \frac{C_{y_a}^2 (1 + \delta)}{\pi \lambda_{ef}}, \quad (89)$$

where coefficient of δ can be determined by the formula from the reference of [1, p. 13]:

$$\delta = \frac{0.02\lambda_{ef}}{\cos\left(\chi_{1/4}\right)} \left(3.1 - \frac{14}{\eta} + \frac{20}{\eta^2} - \frac{8}{\eta^3} \right), \quad (90)$$

or by the diagram of the dependence of $\delta = f(\lambda, \eta)$ presented at the reference [1, p. 15, Fig. 5].

Thus, calculation:

22. The COEFFICIENT of δ depending upon the WING shape in the plane projection

At:

$$\eta = 3.941, \quad \lambda_{ef} = 4.414, \quad \chi_{1/4} = 38.5, \quad (91)$$

$$\delta = \frac{0.02\lambda_{ef}}{\cos\left(\chi_{1/4}\right)} \left(3.1 - \frac{14}{\eta} + \frac{20}{\eta^2} - \frac{8}{\eta^3} \right), \quad (92)$$

(see (19, 37, 56, 90)),

$$\delta = \frac{0.02 \cdot 4.414}{\cos\left(38.5 \cdot \frac{\pi}{180}\right)} \left(3.1 - \frac{14}{3.941} + \frac{20}{3.941^2} - \frac{8}{3.941^3} \right) = 0.079, \quad (93)$$

23. The COEFFICIENT OF THE A/C INDUCTIVE RESISTANCE $C_{x_{ai}}$:

$$C_{x_{ai}} = \frac{C_{y_a}^2 (1 + \delta)}{\pi \lambda_{ef}} = \frac{C_{y_a}^2 (\alpha) (1 + 0.079)}{\pi \cdot 4.414} = 0.078 C_{y_a}^2 (\alpha) = C_{x_{ai}} (\alpha), \quad (94)$$

(see (§ 7, Fig. 1, 89, 93, 91)).

§ 10. Determination of the correction coefficient ΔC_{x_p} taking into account the alteration of the profile resistance due to the pressures redistribution over the A/C wing surface at $\alpha \neq \alpha_0$

The **RESISTANCE COEFFICIENT** of ΔC_{x_p} at $C_{y_a} > 0$ is a function of the **RELATIVE COEFFICIENT OF THE LIFT FORCE**, [1, p. 13]:

$$\bar{C}_{y_a} = \frac{C_{y_a}}{C_{y_a \max}}; \quad (95)$$

and it is determined by the formula of [1, p. 13]:

$$\Delta C_{x_p} = (\bar{C}_{y_a})^4 \left\{ 1 - \exp \left[-0.1 (\bar{C}_{y_a} - 0.4)^2 \right] \right\}. \quad (96)$$

Thus, calculation:

24. The RESISTANCE COEFFICIENT of ΔC_{x_p} :

$$\bar{C}_{y_a}(\alpha) = \frac{C_{y_a}(\alpha)}{C_{y_a \max}}, \quad (97)$$

(see (§ 7, Fig. 1, 95, 96)),

$$\Delta C_{x_p}(\alpha) = [\bar{C}_{y_a}(\alpha)]^4 \left\{ 1 - \exp \left[-0.1 [\bar{C}_{y_a}(\alpha) - 0.4]^2 \right] \right\}. \quad (98)$$

§ 11. Determination of the A/C drag force coefficient upon the angle of attack

Thus, since (94, 98), the **COEFFICIENT** of the **DRAG FORCE** C_{x_a} of an A/C became a function of the **ANGLES OF ATTACK** values of α .

Thus, calculation:

25. The DRAG COEFFICIENT

At:

$$C_{x_{a0}} = 0.021, \quad C_{x_a} = C_{x_{a0}} + C_{x_{a_i}} + \Delta C_{x_p}, \quad (99)$$

(see (88, 75, § 7, Fig. 1, 94, 98)),

$$C_{x_a}(\alpha) = 0.021 + C_{x_{a_i}}(\alpha) + \Delta C_{x_p}(\alpha). \quad (100)$$

§ 12. Plotting the diagram for the dependence of the drag force coefficient upon the angle of attack

Plotting the diagram for the dependence of the **DRAG FORCE COEFFICIENT** of C_{x_a} upon the **ANGLE OF ATTACK** value α : $C_{x_a}(\alpha)$, is implemented (realized) in the following way:

1. In the coordinate (reference) system of the abscise axis of α and the ordinate axis of C_{x_a} respectively, it is put the points (dots) with the coordinates of the **ANGLES OF ATTACK** values of α_j against the coordinates of the **DRAG FORCE COEFFICIENT** of $C_{x_{a,j}}$ values in correspondence.
2. The points with the coordinates of $(\alpha_j, C_{x_{a,j}})$ are connected by drawing a smooth curve line.

Thus, plotting:

2. The diagram of the dependence of the DRAG FORCE COEFFICIENT C_{x_a} upon the ANGLE OF ATTACK value α

The diagram of the dependence of the **DRAG FORCE COEFFICIENT** C_{x_a} upon the **ANGLE OF ATTACK** value α , plotted by the calculated data of the **CALCULATION SECTION ITEMS OF 21-25**, in corresponding scales is presented in Fig. 2.

In Fig. 2 the values of the allowable (acceptable) and critical (allowable maximal) angles of attack, α_{dop} and α_{cr} , are shown (the lines are drawn) as well as in Fig. 1.

The calculated above values of $\alpha_{dop} = 12.086$, formula (74), and $\alpha_{cr} = 18.027$, (69).

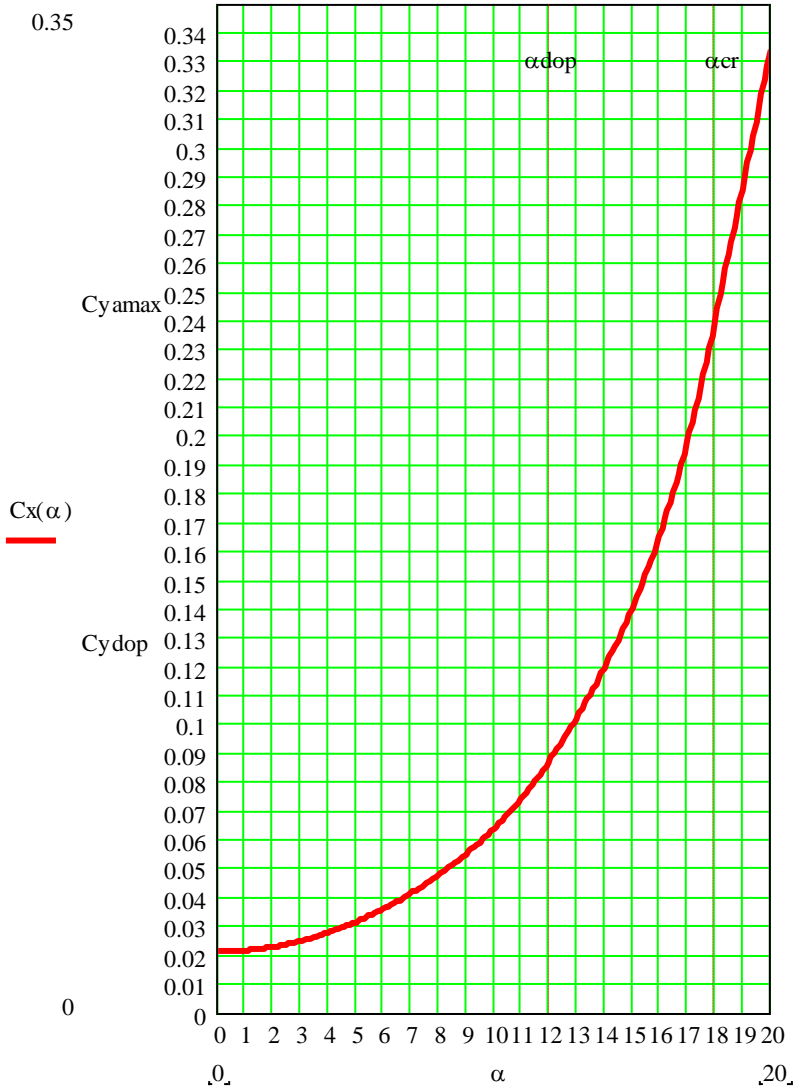


Fig. 2 – The diagram of the dependence of the **DRAG FORCE COEFFICIENT** C_{x_α} upon the **ANGLE OF ATTACK** value α

III. PLOTTING THE A/C POLAR $C_{y_a} = f(C_{x_a})$ FOR THE SMALL NUMBERS OF M FOR THE FLIGHT AT THE ALTITUDE OF $H = 0$

The principal theoretical provisions can be found out in references [1-7].

For the considered case, the dependencies of $C_{y_a} = f(\alpha)$ and $C_{x_a} = f(\alpha)$ make the parametric curve of $C_{y_a} = f(C_{x_a})$. Both dependencies of $C_{y_a} = f(\alpha)$ and $C_{x_a} = f(\alpha)$ plotted in corresponding scales are demonstrated in Fig. 3.

In Fig. 3 the points of allowable and critical/maximal values with the coordinates of $(\alpha_{allow}, C_{y_a allow})$ and $(\alpha_{cr}, C_{y_a max})$ are indicated (the lines are drawn) correspondingly as α_{dop} , $C_{y_{dop}}$ and α_{cr} , $C_{y_{max}}$ (also see Fig. 1).

The calculated above values of $\alpha_{dop} = 12.086$, formula (74), $C_{y_{dop}} = 0.881$, (71); and $\alpha_{cr} = 18.027$, (69), $C_{y_{max}} = 1.101$, (66), are portrayed in Fig. 1.

The A/C POLAR $C_{y_a} = f(C_{x_a})$ for the **SMALL NUMBERS** of M for the **FLIGHT AT THE ALTITUDE** of $H = 0$ is plotted in Fig. 4.

In Fig. 4, actually, it is shown the phase portrait of the dependence of $C_{y_a} = f(\alpha)$ upon the dependence of $C_{x_a} = f(\alpha)$ as the phase variable of the angle of attack of α ; i.e. $C_{y_a} = f(C_{x_a})$.

The calculated above values of $\alpha_{dop} = 12.086$, formula (74), $C_{y_{dop}} = 0.881$, (71); and $\alpha_{cr} = 18.027$, (69), $C_{y_{max}} = 1.101$, (66), (see Fig. 1) now correspond to the phase coordinates of $C_x(\alpha_{dop}) = 0.088$, $C_{y_{dop}} = 0.881$; and $C_x(\alpha_{cr}) = 0.241$, $C_{y_{max}} = 1.101$ (see both Fig. 1 and Fig. 4; as well as Fig. 2 and Fig. 3; and compare them). Also, there are C_{y_a} values at the different angles of attack denoted as $Cy(0...18)$ in Fig. 4.

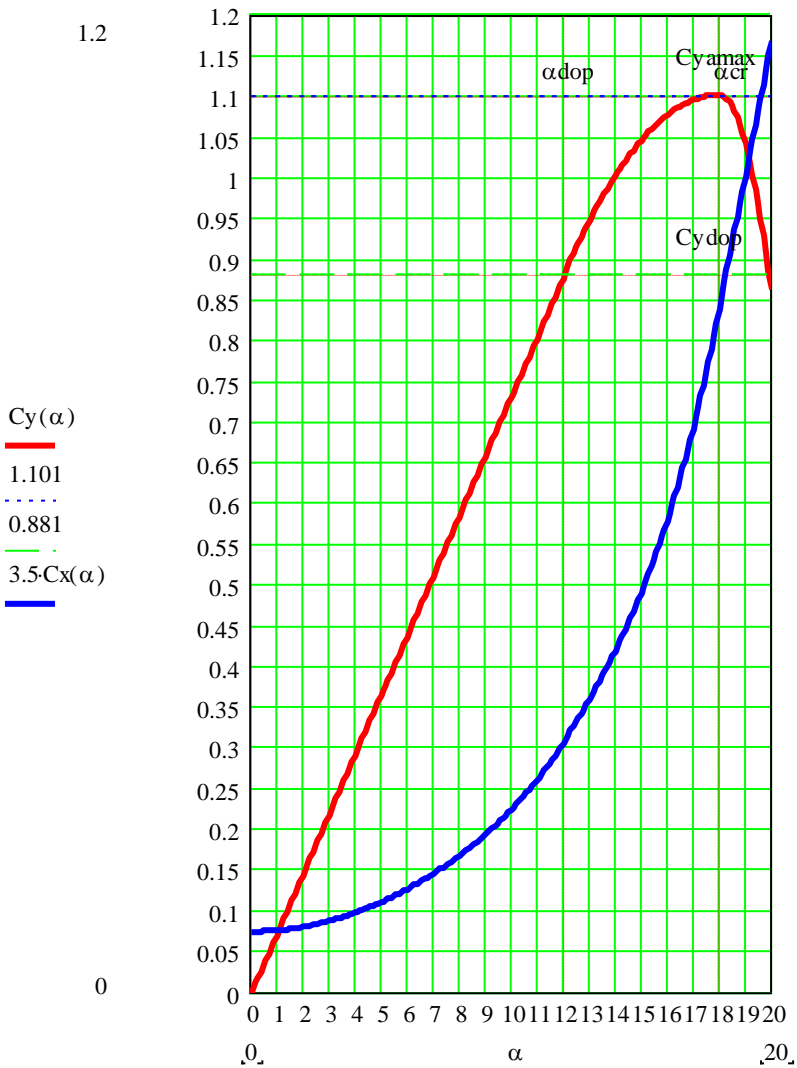


Fig. 3 – The diagrams of the dependences of the **LIFT** and **DRAG FORCE COEFFICIENTS**, C_{y_a} and C_{x_a} in respect, in corresponding scales, upon the **ANGLE OF ATTACK** value α

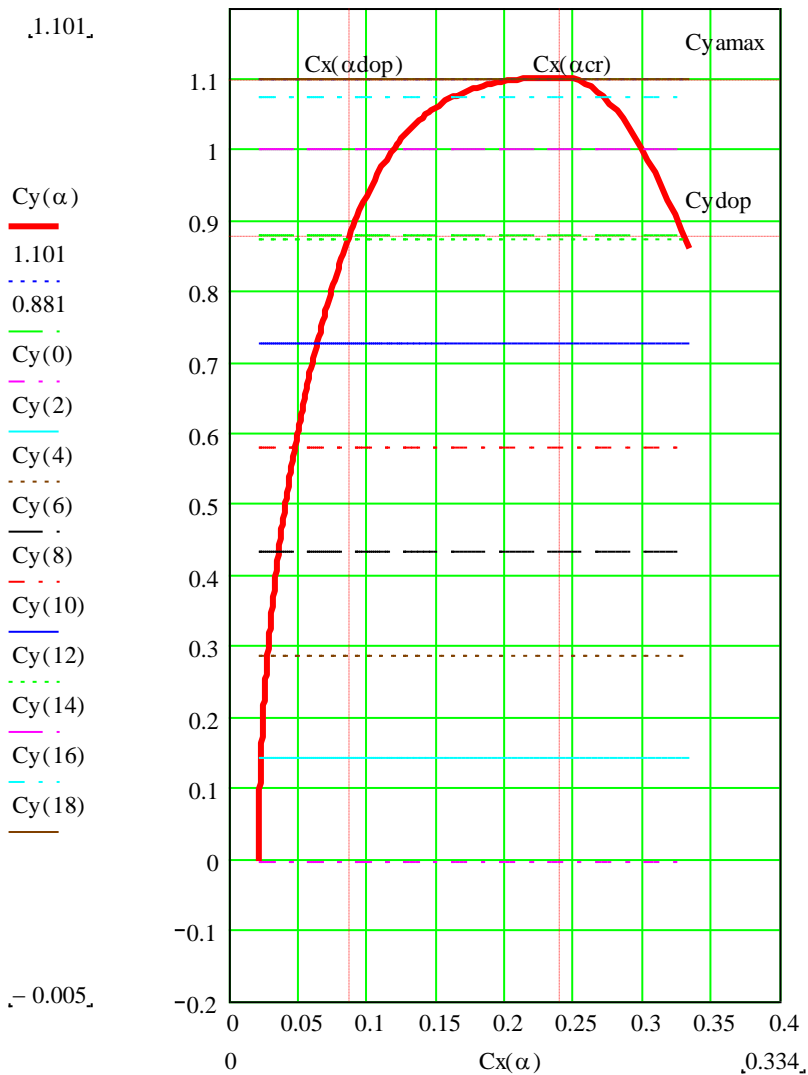


Fig. 4 – The A/C POLAR $C_{y_a} = f(C_{x_a})$ for the SMALL NUMBERS of M for the FLIGHT AT THE ALTITUDE of $H = 0$

IV. ASSESSMENT OF THE A/C FLIGHT MODES AT THE DESIGNED SPEED AND ALTITUDE OF THE FLIGHT (CRUISING MODE OF FLIGHT)

The principal theoretical provisions can be found out in references [1-7].

The methodic for the **A/C CRUISING MODES OF FLIGHT POLARS** (as well as other variants) calculations depends upon: the **M NUMBERS RANGE** (diapason): **SUBSONIC** or **TRANSONIC**; **GROUND INFLUENCE**; **A/C FLIGHT CONFIGURATIONS**; **PROPELLER SELECTION** etc.: [1, pp. 16-52, Sections 3-7, (12-15), Fig. 7-21, including Appendixes 1-4]. And those **TASKS** are suggested to be accomplished, but as an **EXTRA** and **INDEPENDENT STUDY** for CGW carrying out.

§ 13. For CP and TP

For plotting the **A/C POLARS** at other **FLIGHT MODES** and **A/C CONFIGURATIONS** in case of CP and TP execution it is recommended to use the provisions and data of the corresponding **SECTIONS** (Chapters) of the reference for CP and TP: [1, pp. 16-52, Sections 3-7, (12-15), Fig. 7-21, including Appendixes 1-4].

§ 14. For CGW

In case of CGW performance (execution, carrying out, completion), for academic purposes, the **SIMPLIFIED METHODS** are allowed. It is permitted and acceptable in view of the rather plane studying due to the academic hours constrains. It is basically plotting the **A/C POLAR DIAGRAMS** at other **FLIGHT MODES** and **A/C CONFIGURATIONS** in a

proportional manner in order to demonstrate the principal (major, main) character of the **FLIGHT MODES** dependencies.

Modifications to **AERODYNAMIC COEFFICIENTS** therefore **AERODYNAMIC CHARACTERISTICS** can be made following [1, pp. 16-52, Sections 3-7, (12-15), Fig. 7-21, including Appendixes 1-4].

In case of CGW completion the **FIGURES** and **PARAMETERS** of [1, pp. 16-52, Sections 3-7, (12-15), Fig. 7-21, including Appendixes 1-4] can be used as an **ORIENTEER** of **VISUAL REFERENCE**. Especially that deals with [1, p. 34, Fig. 20, 21] and the **CALCULATED AND PLOTTED POLARS, CURVES, PARAMETERS, AND CHARACTERISTICS INTERPRETATIONS**.

§ 15. For computerized computational techniques

The **COMPUTERIZED COMPUTATIONAL TECHNIQUES** are so popular nowadays that we cannot evade them in our consideration.

In case of CGW performance (execution, carrying out, completion), for academic purposes, the simplified methods are allowed. In principle, it is recommended in some parts of the CGW carrying out for the approximation and conditional fragmentation objectives.

§ 16. For flight dynamics

The **SECOND PART, PART II**, of the **SS METHOD GUIDE** is envisaged for the **FLIGHT DYNAMICS PROBLEMS**. Therefore, the results of the presented CGW are considered as the initial data and conditions for the **SECOND PART** of the **ACADEMIC SUBJECT OF AERO-HYDRO-GAS-DYNAMICS AND FLIGHT DYNAMICS**.

§ 17. For further graduation papers and prospective research

The **TASKS** of the presented CGW are not restricted just to the set problems and demonstrated calculations. They are intended to urge and instigate the **STUDENTS'** further development.

For **FURTHER GRADUATION PAPERS** it is recommended for the **STUDENTS'** to formulate their **THEMES** (at least the field, area or sphere) the **STUDENTS** are the most interested in. The role of the **SUPERVISOR** at this is very important.

All mentioned above is even more important for **FURTHER PROSPECTIVE RESEARCH**, likewise **PH.D. STUDIES**. If the **CONTENDERS** are ready and distinguished seriously about the career of a **UNIVERSITY PROFESSOR** and/or **SCIENTIST**.

REFERENCES

1. **Аэромеханика** : Методические указания и задания по выполнению курсовой работы / Составители: А. Г. Баскакова, В. Д. Трубенюк. – К. : КМУГА, 1995. – 52 с. [**Aeromechanics** : Method Guide and Tasks on Course Work Completion / Compilers: A. G. Baskakova, V. D. Trubenok. – K. : KIUCA, 1995. – 52 p.] [**in Russian**].
2. **Houghton E. L.** Aerodynamics for Engineering Students : 5th Ed. / E. L. Houghton, P. W. Carpenter. – Burlington MA: Butterworth-Heinemann, 2003. – 614 p.
3. **Emery H.** Aviation English for ICAO Compliance / H. Emery, A. Roberts, with R. Goodman and L. Harrison. – Oxford: Macmillan, 2012. – 130 p.
4. **Мхитарян А. М.** Аэродинамика / А. М. Мхитарян. – М. : Машиностроение, 1976. – 446 с. [**Mkhitarian A. M.** Aerodynamics / A. M. Mkhitarian. – M. : Mashynostroyeniye, 1976. – 446 p.] [**in Russian**].
5. **Аэрогидромеханика** / Под ред. А. М. Мхитаряна. – М. : Машиностроение, 1984. – 352 с. [**Aerohydrodynamics** / Editor: A. M. Mkhitarian. – M. : Mashynostroyeniye, 1984. – 352 p.] [**in Russian**].
6. **Базилевский А. Н.** Воздушные винты : Учебное пособие / А. Н. Базилевский, А. М. Переверзев, В. В. Ушаков. – Киев: КИИГА, 1982. – 80 с. [**Bazilevskiy A. N.** Air Propellers : Study Guide / A. N. Bazilevskiy, A. M. Pereverzev, V. V. Ushakov. – Kiev: КИИГА, 1982. – 80 p.] [**in Russian**].
7. **Расчет** поляр самолета: Методические указания / Сост.: А. Н. Базилевский, В. Д. Трубенюк, В. В. Ушаков. – Киев: КИИГА, 1982. – 43 с. [**Calculation** of Aircraft Polars: Method Guide / Compilers: A. N. Bazilevskiy, V. D. Trubenok, V. V. Ushakov. – Kiev: КИИГА, 1982. – 43 p.] [**in Russian**].
8. **Aerodrome** professional practices : self-study method guide . Part I. / compiler: A. V. Goncharenko. – К. : NAU, 2020. – 32 p. <https://er.nau.edu.ua/handle/NAU/43896>,
[2 Course Aerodrome Professional Practices Self Study Guide.doc](#).
9. **Continuing** Aircraft Airworthiness (ICAO Doc 9760) : Self-study method guide . Part II . Application of the multi-optional functions entropy doctrine to assess the aircraft maintenance process improvements / compiler: A. V. Goncharenko. – К. : NAU, 2018. – 48 p. <http://er.nau.edu.ua/handle/NAU/35891>
10. **Continuing** Aircraft Airworthiness (ICAO Doc 9760) : Self-study method guide . Part I . Reliability measures to assess the aircraft maintenance process improvements / compiler: A. V. Goncharenko. – К. : NAU, 2018. – 48 p. <http://er.nau.edu.ua/handle/NAU/35890>

11. **Continuing** Aircraft Airworthiness (ICAO Doc 9760) : Term paper method guide / compiler: A. V. Goncharenko. – K. : NAU, 2018. – 48 p. <http://er.nau.edu.ua/handle/NAU/35889>

12. **Druch O.** Basics of Ecology. Synopsis of lectures / *O. Druch, A. Honcharenko, G. Franchuk.* – Kyiv: NAU, 2005. – 124 p.

13. **Entropy** paradigm in the theory of hierarchical active systems. Elements of conflict theory / V.A. Kasianov, K. Szafran, A.V. Goncharenko, T.V. Shipitiak // *Prace Instytutu Lotnictwa Transactions of the institute of aviation.* – Warszawa Warsaw, Poland: Institute of Aviation Scientific Publications, 2013. – № 5-6 (232-233), pp. 115-128.

14. **Goncharenko A. V.** A basic example of the mathematical logics interpretations to the tribological processes characteristics revealing / A. V. Goncharenko // *Problems of friction and wear.* – 2018. – № 4(81). – pp. 50-53.

15. **Goncharenko A. V.** A concept of ballast water treatment on the basis of multi-alternativeness / A. V. Goncharenko, V. A. Evdokimova // *Сучасні інформаційні та інноваційні технології на транспорті (MINTT-2014) [Збірка матеріалів VI Міжнародної науково-практичної конференції. (27-29 травня 2014 р., Херсон)].* – Херсон: Херсонська державна морська академія, 2014. – pp. 18-21.

16. **Goncharenko A. V.** A concept of entropy approach to the problem of multi-alternative operational modes control / A. V. Goncharenko // *Науковий вісник ХДМА.* – 2013. – № 2(9). – pp. 26-34.

17. **Goncharenko A. V.** A concept of multi-optional optimality at modeling ideal gas isothermal processes / A. V. Goncharenko // *Electronics and control systems.* – 2017. – № 2(52). – pp. 94-97.

18. **Goncharenko A. V.** A diagnostics problem of a-posterior probability determination via Bayes' formula obtained in the multi-optional hybrid functions entropy conditional optimization way / A. V. Goncharenko // *Problems of friction and wear.* – 2017. – № 4(77). – pp. 95-99.

19. **Goncharenko A. V.** A hybrid approach to the optimal aeronautical engineering maintenance periodicity determination / A. V. Goncharenko // *Proceedings of the NAU.* – 2017. – № 3(72). – pp. 42-47.

20. **Goncharenko A. V.** A hybrid pseudo-entropy function for a decision making in conditions of uncertainty / A. V. Goncharenko // *Інтелектуальні системи прийняття рішень та проблеми обчислювального інтелекту: міжнародна наукова конференція, Залізний Порт, Україна, 25-28 травня 2015 р.: матеріали конф.* – Херсон: Видавництво ХНТУ, 2015. – pp. 174-176. (ISBN 978-966-2207-24-8)

21. **Goncharenko A. V.** A multi-optional hybrid functions entropy as a tool for transportation means repair optimal periodicity determination / A. V. Goncharenko // *Aviation.* – 2018. Volume 22(2). – pp. 60-66.

22. **Goncharenko A. V.** A neuron stochastic sigmoid firing function model constructed on the multi-optional functions entropy conditional optimality doctrine / A. V. Goncharenko // Problems of friction and wear. – 2019. – № 1(82). – pp. 58-62. DOI: 10.18372/0370-2197.1(82).13487 (ISSN 0370-2197 print)

23. **Goncharenko A. V.** A particular case of a variational problem of control in an active aviation system / A. V. Goncharenko // Transactions of the institute of aviation. – 2013. – № 228, pp. 3-12.

24. **Goncharenko A. V.** Active systems communicational control assessment in multi-alternative navigational situations / A. V. Goncharenko // 2018 IEEE 5th International Conference “Methods and Systems of Navigation and Motion Control (MSNMC)” Proceedings. October, 16-18, 2018, Kyiv, Ukraine. – 2018. – pp. 254-257.

25. **Goncharenko A. V.** Aeronautical and aerospace material and structural damages to failures: theoretical concepts / A. V. Goncharenko // International Journal of Aerospace Engineering. – Volume 2018 (2018), Article ID 4126085, 7 pages <https://doi.org/10.1155/2018/4126085>; 2018. – pp. 1-7.

26. **Goncharenko A. V.** Aeronautical engineering degrading state maximal probability determination as a proof for the hybrid-optional functions entropy conditional optimality doctrine application / A. V. Goncharenko // Proceedings of The Eighth World Congress “Aviation in the XXI-st Century” “Safety in Aviation and Space Technologies”. Kyiv, Ukraine, October 10-12, 2018: матеріали конгр. – Київ, НАУ; 2018. – pp. 1.2.11-1.2.15.

27. **Goncharenko A. V.** Aeronautical engineering maintenance periodicity optimization with the help of subjective preferences distributions / A. V. Goncharenko // Proceedings of the NAU. – 2017. – № 2(71). – pp. 51-56.

28. **Goncharenko A. V.** [Aircraft engines. Lecture notes \(first preliminary edition\)](#). Chapter 10. Heat Capacities / A. V. Goncharenko // NAU electronic repository. – <http://er.nau.edu.ua/handle/NAU/37936> – March 01, 2019. – 12 p.

29. **Goncharenko A. V.** [Aircraft engines. Lecture notes \(first preliminary edition\)](#). Chapter 9. Calculus Methods / A. V. Goncharenko // NAU electronic repository. – <http://er.nau.edu.ua/handle/NAU/37936> – March 01, 2019. – 6 p.

30. **Goncharenko A. V.** [Aircraft engines. Lecture notes \(first preliminary edition\)](#). Chapter 8. Law of Energy Conservation in Thermodynamics / A. V. Goncharenko // NAU electronic repository. – <http://er.nau.edu.ua/handle/NAU/37936> – March 01, 2019. – 6 p.

31. **Goncharenko A. V.** [Aircraft engines. Lecture notes \(first preliminary edition\)](#). Chapter 7. Heat and Work Consideration / A. V. Goncharenko // NAU electronic repository. – <http://er.nau.edu.ua/handle/NAU/37936> – March 01, 2019. – 2 p.

32. **Goncharenko A. V.** [Aircraft engines. Lecture notes \(first preliminary edition\)](#). Chapter 6. Internal Energy Characteristic of Thermodynamics

- / A. V. Goncharenko // NAU electronic repository. – <http://er.nau.edu.ua/handle/NAU/37936> – March 01, 2019. – 2 p.
33. **Goncharenko A. V.** [Aircraft engines. Lecture notes \(first preliminary edition\)](#). Chapter 5. Thermal Coefficients / A. V. Goncharenko // NAU electronic repository. – <http://er.nau.edu.ua/handle/NAU/37936> – March 01, 2019. – 5 p.
34. **Goncharenko A. V.** [Aircraft engines. Lecture notes \(first preliminary edition\)](#). Chapter 4. Approaches for a Real Gas Dependencies Derivation / A. V. Goncharenko // NAU electronic repository. – <http://er.nau.edu.ua/handle/NAU/37936> – March 01, 2019. – 19 p.
35. **Goncharenko A. V.** [Aircraft engines. Lecture notes \(first preliminary edition\)](#). Chapter 3. Theoretical Dependencies for an Ideal Gas / A. V. Goncharenko // NAU electronic repository. – <http://er.nau.edu.ua/handle/NAU/37936> – March 01, 2019. – 7 p.
36. **Goncharenko A. V.** [Aircraft engines. Lecture notes \(first preliminary edition\)](#). Chapter 2. Basic Considerations of Thermodynamic Processes / A. V. Goncharenko // NAU electronic repository. – <http://er.nau.edu.ua/handle/NAU/37936> – March 01, 2019. – 4 p.
37. **Goncharenko A. V.** [Aircraft engines. Lecture notes \(first preliminary edition\)](#). Chapter 1. General Characteristic of Thermodynamic System and Heat and Work Mutual Conversions / A. V. Goncharenko // NAU electronic repository. – <http://er.nau.edu.ua/handle/NAU/37936> – March 01, 2019. – 8 p.
38. **Goncharenko A. V.** [Aircraft engines. Lecture notes \(first preliminary edition\)](#) / A. V. Goncharenko // NAU electronic repository. – <http://er.nau.edu.ua/handle/NAU/37936> – March 01, 2019. – 12 p.
39. **Goncharenko A. V.** Aircraft maximal distance horizontal flights in the conceptual framework of subjective analysis / A. V. Goncharenko // Proceedings of the NAU. – 2013. – № 4(57). – pp. 56-62.
40. **Goncharenko A. V.** Aircraft operation depending upon the uncertainty of maintenance alternatives / A. V. Goncharenko // Aviation. – 2017. Vol. 21(4). – pp. 126-131.
41. **Goncharenko A. V.** Airworthiness support measures analogy to the prospective roundabouts alternatives: theoretical aspects / A. V. Goncharenko // Journal of Advanced Transportation. – Volume 2018 (2018), Article ID 9370597, 7 pages <https://doi.org/10.1155/2018/9370597>; 2018. – pp. 1-7.
42. **Goncharenko A. V.** Alternativeness of control and power equipment repair versus purchasing according to the preferences of the options / A. V. Goncharenko // Electronics and control systems. – 2016. – № 4(50). – pp. 98-101.
43. **Goncharenko A. V.** An alternative method of the main psychophysics law derivation / A. V. Goncharenko // Clin. and Exp. Psychol. – 2017. – 3: 155. – pp. 1-5. doi: 10.4172/2471-2701.1000155. (ISSN: 2471-2701)

44. **Goncharenko A. V.** An entropy model of the aircraft gas turbine engine blades restoration method choice / A. V. Goncharenko // International Conference on Advanced Computer Information Technologies (ACIT-2018). – June 1-3, 2018. – Ceske Budejovice, CZECH REPUBLIC, 2018. – pp. 2-5.

45. **Goncharenko A. V.** An example of an alternative method of the normal distribution density derivation via a concept of a multi-optional optimality / A. V. Goncharenko // Electronics and control systems. – 2017. – № 3(53). – pp. 95-99. DOI: 10.18372/1990-5548.53.12149 (ISSN: 1990-5548)

46. **Goncharenko A. V.** An optional hybrid functions method of an ideal gas adiabatic process equation derivation / A. V. Goncharenko // Electronics and control systems. – 2017. – № 4(54). – pp. 109-112.

47. **Goncharenko A. V.** Applicability of the multi-optional uncertainty conditional optimality doctrine to the neuron firing model / A. V. Goncharenko // Матеріали XIV міжнародної науково-технічної конференції “АВІА-2019”. (23-25 квітня 2019 р., Київ). – К.: НАУ, 2019. – pp. 17.11-17.15.

48. **Goncharenko A. V.** Applicable aspects of alternative UAV operation / A. V. Goncharenko // 2015 IEEE 3rd International Conference “Actual Problems of Unmanned Aerial Vehicles Developments (APUAVD)” Proceedings. October, 13-15, 2015, Kyiv, Ukraine. – К.: Освіта України, 2015. – pp. 316-319.

49. **Goncharenko A. V.** [Application of the first problem of the material particle Dynamics](#) [video] / A. V. Goncharenko // Tallinna Tehnikakõrgkool. – 07 December, 2006. – 13:18 minutes. NAU Electronic Repository. – <https://er.nau.edu.ua/handle/NAU/42064>

50. **Goncharenko A. V.** Artificial versus natural intellect in control of optimality / A. V. Goncharenko // Інтелектуальні системи прийняття рішень та проблеми обчислювального інтелекту: міжнародна наукова конференція, Євпаторія, 20-24 травня 2013 р.: матеріали конф. – Херсон: ХНТУ, 2013. – pp. 20-22. (ISBN 978-966-8912-70-2)

51. **Goncharenko A. V.** Bayes criterion modified with subjective preferences functions densities distributions used at the choosing of the decision making thresholds / A. V. Goncharenko // Матеріали XIII міжнародної науково-технічної конференції “АВІА-2017”. (19-21 квітня 2017 р., Київ). – К.: НАУ, 2017. – pp. 17.17-17.21.

52. **Goncharenko A. V.** Cartesian vector direction cosines as the multi-optional hybrid functions optimal distribution / A. V. Goncharenko // Electronics and control systems. – 2020. – № 1(63). – pp. 53-57. DOI: 10.18372/1990-5548.63.14523 (ISSN: 1990-5548)

53. **Goncharenko A. V.** Concentrations formula conditional optimality with respect to their entropy / A. V. Goncharenko // Problems of friction and wear. – 2018. – № 1(78). – pp. 85-88. (ISSN 0370-2197)

54. **Goncharenko A. V.** Conceptual optimization in preferable advances of aeroengines blades restoration alternative technology / A. V. Goncharenko // International Research and Practical Conference “The development of technical sciences: problems and solutions”. – April 27-28, 2018. – Brno, the Czech Republic, Volume/Part 3, 2018. – pp. 144-148.

55. **Goncharenko A. V.** Conflictability of operational situations in terms of entropy paradigm / A. V. Goncharenko // Сучасні інформаційні та інноваційні технології на транспорті (MINTT-2013) [Збірка матеріалів V Міжнародної науково-практичної конференції. У 2-х тт. (28-30 травня 2013 р., Херсон)]. – Т. 1. – Херсон: Херсонська державна морська академія, 2013. – pp. 115-118.

56. **Goncharenko A. V.** Considerations for the aeronautical engineering degrading state probability determination / A. V. Goncharenko // Proceedings of The Eighth World Congress “Aviation in the XXI-st Century” “Safety in Aviation and Space Technologies”. Kyiv, Ukraine, October 10-12, 2018: матеріали конгр. – Київ, NAU; 2018. – pp. 1.2.6-1.2.10.

57. **Goncharenko A. V.** Control of flight safety with the use of preferences functions / A. V. Goncharenko // Electronics and control systems. – 2013. – № 3(37). – pp. 113-119. (ISSN: 1990-5548)

58. **Goncharenko A. V.** Cyber object state maximal probability timing obtained through multi-optional technique / A. V. Goncharenko // Proceedings of the International Workshop on Cyber Hygiene (CybHyg-2019) co-located with 1st International Conference on Cyber Hygiene and Conflict Management in Global Information Networks (CyberConf 2019). November 30, 2019, Kyiv, Ukraine. – 2019. – pp. 132-143. <http://ceur-ws.org/Vol-2654/>

59. **Goncharenko A. V.** [Decision making in conditions of multi-alternativeness and uncertainty. Part I](#) / A. V. Goncharenko // NAU Electronic Repository. – <http://er.nau.edu.ua/handle/NAU/40249> – June 22, 2019. – 21 p.

60. **Goncharenko A. V.** [Decision making in conditions of multi-alternativeness and uncertainty.ppt](#) / A. V. Goncharenko // NAU Electronic Repository. – <http://er.nau.edu.ua/handle/NAU/40361> – June 22, 2019. – 54 posters.

61. **Goncharenko A. V.** Development of a theoretical approach to the conditional optimization of aircraft maintenance preference uncertainty / A. V. Goncharenko // Aviation. – 2018. Volume 22(2). – pp. 40-44.

62. **Goncharenko A. V.** Distinguishing minimal engineering diagnosis risks via preferences functions / A. V. Goncharenko // Proceedings of The Seventh World Congress “Aviation in the XXI-st Century” “Safety in Aviation and Space Technologies”. Kyiv, Ukraine, September 19-21, 2016: матеріали конгр. – Київ, NAU; 2016. – pp. 1.2.6-1.2.10.

63. **Goncharenko A. V.** Example applications of the algebra of logics to the decision making problems of the aircraft airworthiness support technologies

(aviation legislation and operational documentation concern) / A. V. Goncharenko // Матеріали XIV міжнародної науково-технічної конференції “ABIA-2019”. (23-25 квітня 2019 р., Київ). – К.: НАУ, 2019. – pp. 17.16-17.20.

64. **Goncharenko A. V.** Expediency of an improvement for a diesel-gear propulsion with respect to subjectively preferred operational factors / A. V. Goncharenko // Науковий вісник ХДМІ. – 2011. – № 1(4). – pp. 30-41.

65. **Goncharenko A. V.** Expediency of unmanned air vehicles application in the framework of subjective analysis / A. V. Goncharenko // 2013 IEEE 2nd International Conference “Actual Problems of Unmanned Air Vehicles Developments” Proceedings. – October, 15-17, 2013, Kyiv, Ukraine. – 2013. – pp. 129-133.

66. **Goncharenko A. V.** Exponential distribution density derived with the help of the multi-optional hybrid functions entropy conditional optimization / A. V. Goncharenko // Problems of friction and wear. – 2017. – № 4(77). – pp. 90-94. (ISSN 0370-2197)

67. **Goncharenko A. V.** Extremality of control and preferences distributions “goodness” / A. V. Goncharenko // Electronics and control systems. – 2014. – № 4(42). – pp. 84-90. (ISSN: 1990-5548)

68. **Goncharenko A. V.** Fuel oil atomization characteristics smoothed by a logarithm normal distribution for marine diesel engines / A. V. Goncharenko // Двигатели внутреннего сгорания. – 2010. – № 2. – pp. 34-40. (ISSN 0419-8719)

69. **Goncharenko A. V.** Generalization for the degrading state maximal probability in the framework of the hybrid-optional entropy conditional optimality doctrine / A. V. Goncharenko // Problems of friction and wear. – 2018. – № 1(78). – pp. 89-92. (ISSN 0370-2197)

70. **Goncharenko A. V.** Horizontal flight for maximal distance at presence of conflict behavior (control) of the aircraft control system active element / A. V. Goncharenko // Матеріали XI міжнародної науково-технічної конференції “ABIA-2013”. (21-23 травня 2013 р., Київ). – Т. 4. – К.: НАУ, 2013. – pp. 22.30-22.33.

71. **Goncharenko A. V.** Human factor aspect applicably to aeronautical engineering maintenance / A. V. Goncharenko // Матеріали XIII міжнародної науково-технічної конференції “ABIA-2017”. (19-21 квітня 2017 р., Київ). – К.: НАУ, 2017. – pp. 17.9-17.13.

72. **Goncharenko A. V.** [Hybrid combined relative pseudo-entropy](http://er.nau.edu.ua/handle/NAU/40277) / A. V. Goncharenko // NAU Electronic Repository. – <http://er.nau.edu.ua/handle/NAU/40277> – September 22, 2019. – 8 p.

73. **Goncharenko A. V.** Hybrid relative combined pseudo-entropy function as a tool for a transport system management / A. V. Goncharenko //

Electronics and control systems. – 2019. – № 3(61). – pp. 50-54.
DOI: 10.18372/1990-5548.61.14220

74. **Goncharenko A. V.** Hybrid-Optional Effectiveness Functions Entropy Conditional Extremization Doctrine Contributions into Engineering Systems Reliability Assessments / A. V. Goncharenko // [Transactions on Aerospace Research](#). – 2019. – № 2(255). – pp. 90-100. DOI: <https://doi.org/10.2478/tar-2019-0012> (ISSN 2545-2835)

75. **Goncharenko A. V.** Initial considerations for the multi-optional doctrine implementation to the aircraft airworthiness support effectiveness estimations / A. V. Goncharenko // Proceedings of The Eighth World Congress “Aviation in the XXI-st Century” “Safety in Aviation and Space Technologies”. Kyiv, Ukraine, October 10-12, 2018: матеріали конгр. – Київ, NAU; 2018. – pp. 1.2.1-1.2.5.

76. **Goncharenko A. V.** [Introduction to Dynamics \(Theoretical Mechanics\)](#) [video] / A. V. Goncharenko // Tallinna Tehnikakõrgkool. – 07 December, 2006. – 14:47 minutes. – NAU Electronic Repository. – <https://er.nau.edu.ua/handle/NAU/42059>

77. **Goncharenko A. V.** [Main components and stages of the hybrid-optional doctrine development](#).ppt / A. V. Goncharenko // NAU Electronic Repository. – <http://er.nau.edu.ua/handle/NAU/40368> – October 03, 2019. – 55 posters.

78. **Goncharenko A. V.** Mathematical modeling of the ship’s main engine random operational process / A. V. Goncharenko // Двигатели внутреннего сгорания. – 2012. – № 2. – pp. 117-125. (ISSN 0419-8719)

79. **Goncharenko A. V.** Measures for estimating transport vessels operators’ subjective preferences uncertainty / A. V. Goncharenko // Scientific Bulletin of Kherson State Maritime Academy. – 2012. – № 1(6). – pp. 59-69.

80. **Goncharenko A. V.** [Methodology of applied research](#). Lectures 1-4 [video] / A. V. Goncharenko // National Aviation University. – 13 October, 2020. – 45:56 minutes. NAU Electronic Repository. – <https://er.nau.edu.ua/handle/NAU/44514>

81. **Goncharenko A. V.** Modeling aviation legislation influence upon airworthiness support technologies via preferences functions / A. V. Goncharenko // Proceedings of The Seventh World Congress “Aviation in the XXI-st Century” “Safety in Aviation and Space Technologies”. Kyiv, Ukraine, September 19-21, 2016: матеріали конгр. – Київ, NAU; 2016. – pp. 1.2.11-1.2.15.

82. **Goncharenko A. V.** Multi-optional doctrine with the uncertainty degree evaluation for the aircraft airworthiness support technologies / A. V. Goncharenko // Proceedings of The Eighth World Congress “Aviation in the XXI-st Century” “Safety in Aviation and Space Technologies”. Kyiv,

Ukraine, October 10-12, 2018: матеріали конгр. – Київ, NAU; 2018. – pp. 1.2.16-1.2.20.

83. **Goncharenko A. V.** Multi-optional hybrid effectiveness functions optimality doctrine for maintenance purposes / A. V. Goncharenko // 14th IEEE International Conference on Advanced Trends in Radioelectronics, Telecommunications and Computer Engineering (TCSET-2018). – February, 20-24, 2018, Lviv-Slavske, Ukraine. – 2018. – pp. 771-775.

84. **Goncharenko A. V.** Multi-Optional Hybrid Functions Entropy Doctrine Advantages for a State Maximal Probability Determination / A. V. Goncharenko // [Transactions on Aerospace Research](#). – 2020. – № 1(258). – pp. 53-65. DOI: <https://doi.org/10.2478/tar-2020-0004>, <https://content.sciendo.com/view/journals/tar/2020/1/article-p53.xml>.

85. **Goncharenko A. V.** Multi-optional hybridization for UAV maintenance purposes / A. V. Goncharenko // 2019 IEEE 5th International Conference “Actual Problems of Unmanned Aerial Vehicles Developments (APUAVD)” Proceedings. – October, 22-24, 2019, Kyiv, Ukraine. – 2019. – pp. 48-51.

86. **Goncharenko A. V.** Navigational alternatives, their control and subjective entropy of individual preferences / A. V. Goncharenko // 2014 IEEE 3rd International Conference “Methods and Systems of Navigation and Motion Control (MSNMC)” Proceedings. – October, 14-17, 2014, Kyiv, Ukraine. – 2014. – pp. 99-103.

87. **Goncharenko A. V.** Neuron model sigmoid activation function based on multi-optional functions entropy conditional optimization doctrine / A. V. Goncharenko // Electronics and control systems: Scientific journal. – Kyiv: Publishing house “Osvita Ukraini”, 2018. – № 4(58). – pp. 108-114. DOI: 10.18372/1990-5548.58.13518 (ISSN: 1990-5548)

88. **Goncharenko A. V.** One theoretical aspect of entropy paradigm application to the problems of tribology / A. V. Goncharenko // Problems of friction and wear. – 2017. – № 1(74). – pp. 78-83. (ISSN 0370-2197 print)

89. **Goncharenko A. V.** Operational reliability measures for marine propulsion diesel engines / A. V. Goncharenko // Сучасні енергетичні установки на транспорті і технології та обладнання для їх обслуговування: Всеукраїнська науково-практична конференція, Херсон, 12-14 жовтня 2011 р.: матеріали конф. – Херсон, 2011. – pp. 23-27.

90. **Goncharenko A. V.** Optimal controlling path determination with the help of hybrid optional functions distributions / A. V. Goncharenko // Radio Electronics, Computer Science, Control. – 2018. – № 1(44). – pp. 149-158.

91. **Goncharenko A. V.** Optimal dividing between purchasing and fabrication / A. V. Goncharenko // Сучасні енергетичні установки на транспорті, технології та обладнання для їх обслуговування:

Республіканська науково-практична конференція, Херсон, 5-7 жовтня 2010 р.: матеріали конф. – Херсон, 2010. – pp. 54-55.

92. **Goncharenko A. V.** Optimal maintenance periodicity for aeronautical engineering operation determined on the theoretical platform of subjective analysis / A. V. Goncharenko // XIIIth International Conference “AVIA-2017”. (April 19-21, 2017, Kyiv). – Kyiv: National Aviation University, 2017. – pp. 17.29-17.33.

93. **Goncharenko A. V.** Optimal managerial and control values for active operation / A. V. Goncharenko // Electronics and control systems. – 2016. – № 3(49). – pp. 112-115. (ISSN: 1990-5548)

94. **Goncharenko A. V.** Optimal optional-hybrid functions distribution for a reliability problem within the “multi-optionality” uncertainty degree evaluation doctrine / A. V. Goncharenko // Матеріали XIV міжнародної науково-технічної конференції “ABIA-2019”. (23-25 квітня 2019 р., Київ). – К.: НАУ, 2019. – pp. 17.6-17.10.

95. **Goncharenko A. V.** Optimal Price Choice through Buyers' Preferences Entropy [video] / A. V. Goncharenko // The 2020 10th International Conference on Advanced Computer Information Technologies. Deggendorf, GERMANY. – 14 June, 2020. – 15:45 minutes. NAU Electronic Repository. – <https://er.nau.edu.ua/handle/NAU/43439>

96. **Goncharenko A. V.** Optimal Price Choice through Buyers' Preferences Entropy / A. V. Goncharenko // 2020 10th International Conference on Advanced Computer Information Technologies (ACIT'2020). – September 16-18, 2020. – Deggendorf, Germany, 2020. – pp. 537-540.

97. **Goncharenko A. V.** Optimal UAV maintenance periodicity obtained on the multi-optional basis / A. V. Goncharenko // 2017 IEEE 4th International Conference “Actual Problems of Unmanned Aerial Vehicles Developments (APUAVD)” Proceedings. – October, 17-19, 2017, Kyiv, Ukraine. – 2017. – pp. 65-68.

98. **Goncharenko A. V.** Preferences distributions densities for a common continuous alternative / A. V. Goncharenko // Науковий вісник ХДМА. – 2014. – № 2(11). – pp. 22-27. (ISSN 2313-4763)

99. **Goncharenko A. V.** Prospects of alternative sources of energy and engines used in ships propulsion and power plants / A. V. Goncharenko // Сучасні енергетичні установки на транспорті, технології та обладнання для їх обслуговування: Республіканська науково-практична конференція, Херсон, 5-7 жовтня 2010 р.: матеріали конф. – Херсон, 2010. – pp. 115-116.

100. **Goncharenko A. V.** Rational modes of operation for a four-arm tiller electro-hydraulic steering gear with respect to multi-alternativeness and preferences / A. V. Goncharenko // Науковий вісник ХДМА. – 2013. – № 1(8). – С. 28-34. (ISSN 2077-3617)

101. **Goncharenko A. V.** Relative Pseudo-Entropy Functions and Variation Model Theoretically Adjusted to an Activity Splitting / A. V. Goncharenko // 2019 9th International Conference on Advanced Computer Information Technologies (ACIT'2019). – June 5-7, 2019. – Ceske Budejovice, Czech Republic, 2019. – pp. 52-55.

102. **Goncharenko A. V.** Research of operational effectiveness changes / A. V. Goncharenko // Сучасні енергетичні установки на транспорті, технології та обладнання для їх обслуговування: Республіканська науково-практична конференція, Херсон, 5-7 жовтня 2010 р.: матеріали конф. – Херсон, 2010. – pp. 20-23.

103. **Goncharenko A. V.** Safe maneuvering of a ship in a multi-alternative operational situation / A. V. Goncharenko // Bezpieczeństwo na lądzie, morzu i w powietrzu w XXI wieku. – 2014. – pp. 207-210. (ISBN 978-83-61520-02-3)

104. **Goncharenko A. V.** Safety and its entropy measures of certainty or uncertainty / A. V. Goncharenko // Безпека життєдіяльності на транспорті і виробництві – освіта, наука, практика (SLA-2014) [збірник матеріалів Міжнародної науково-практичної конференції. (18-19 вересня 2014 р., Херсон)]. – Херсон: Херсонська державна морська академія, 2014. – pp. 44-46.

105. **Goncharenko A. V.** Several models of artificial intelligence elements for aircraft control / A. V. Goncharenko // 2016 IEEE 4th International Conference “Methods and Systems of Navigation and Motion Control (MSNMC)” Proceedings. – October, 18-20, 2016, Kyiv, Ukraine. – 2016. – pp. 224-227.

106. **Goncharenko A. V.** Several models of physical exercise subjective preferences / A. V. Goncharenko // Clin. and Exp. Psychol. – 2016. – 2: 121. – pp. 1-6. doi:10.4172/2471-2701.1000121. (ISSN: 2471-2701 CEP)

107. **Goncharenko A. V.** Some identities of subjective analysis derived on the basis of the subjective entropy extremization principle by Professor V.A. Kasianov / A.V. Goncharenko // Automatic Control and Information Sciences. – 2014. – Vol. 2, No. 1. – pp. 20-25.

108. **Goncharenko A. V.** Speedy aircraft horizontal flight maximal distance to duration dilemma / A. V. Goncharenko // VIII Міжнародна науково-практична конференція «Управління високошвидкісними рухомими об'єктами та професійна підготовка операторів складних систем». (20 грудня 2019 р., Кропивницький). – Кропивницька льотна академія, Національний авіаційний університет. – Кропивницький: Вид-во ЛА НАУ, 2019. – pp. 402-406.

109. **Goncharenko A. V.** Subjective entropy extremization principle as a tool of an aircraft maximal duration horizontal flight control

/ A. V. Goncharenko // Авиационно-космическая техника и технология. – 2013. – Вып. 8(105). – pp. 229-234.

110. **Goncharenko A. V.** Subjective entropy maximum principle for preferences functions of alternatives given in the view of logical conditions / A. V. Goncharenko // Штучний інтелект. – 2013. – № 4(62). – 1 G. pp. 4-9.

111. **Goncharenko A. V.** Subjective preferences for optimal economy continuous rating of МаК 9М453С / A. V. Goncharenko // Сучасні інформаційні та інноваційні технології на транспорті: III Міжнародна науково-практична конференція, Херсон, 23-25 травня 2011 р.: матеріали конф. У 2-х тт. Том 2. – Херсон: Видавництво Херсонського державного морського інституту, 2011. – pp. 114-119.

112. **Goncharenko A. V.** Symmetrical solution for a reliability problem within the multi-optional uncertainty degree evaluation doctrine / A. V. Goncharenko // Матеріали XIV міжнародної науково-технічної конференції “АВІА-2019”. (23-25 квітня 2019 р., Київ). – К.: НАУ, 2019. – pp. 17.1-17.5.

113. **Goncharenko A. V.** The Ant Colony Probabilistic Model Equivalency to the Options Uncertainty Extremized One [video] / A. V. Goncharenko // The 2020 10th International Conference on Advanced Computer Information Technologies. Deggendorf, GERMANY. – 16 June, 2020. – 14:30 minutes. NAU Electronic Repository. – <https://er.nau.edu.ua/handle/NAU/43537>

114. **Goncharenko A. V.** The Ant Colony Probabilistic Model Equivalency to the Options Uncertainty Extremized One / A. V. Goncharenko // 2020 10th International Conference on Advanced Computer Information Technologies (ACIT'2020). – September 16-18, 2020. – Deggendorf, Germany, 2020. – pp. 541-544.

115. **Goncharenko A. V.** The Bayes' formula in terms of the multi-optional uncertainty conditional optimality doctrine / A. V. Goncharenko // Proceedings of The Eighth World Congress “Aviation in the XXI-st Century” “Safety in Aviation and Space Technologies”. Kyiv, Ukraine, October 10-12, 2018: матеріали конгр. – Київ, NAU; 2018. – pp. 1.4.34-1.4.38.

116. **Goncharenko A. V.** [The first problem of Dynamics](#) [video] / A. V. Goncharenko // Tallinna Tehnikakõrgkool. – 07 December, 2006. – 14:51 minutes. – NAU Electronic Repository. – <https://er.nau.edu.ua/handle/NAU/42063>

117. **Goncharenko A. V.** [The lecture fragment on the certifying staff – maintenance. Licenses A, B](#) [video] / A. V. Goncharenko // NAU Electronic Repository. – <https://er.nau.edu.ua/handle/NAU/38384> – April 09, 2019. – 15:06 minutes.

118. **Goncharenko A. V.** The optimal commercial speed of a transport vessel with respect to operators' subjective preferences / A. V. Goncharenko // Науковий вісник ХДМІ. – 2011. – № 2(5). – pp. 12-20.

119. **Goncharenko A. V.** The optimal internal “shadow” taxation on condition of a firm external economic activity / A. V. Goncharenko, O. A. Zaporozhenko // Proceedings of the NAU. – 2013. – № 2(55). – pp. 251-257.

120. **Goncharenko A. V.** The User-Preferred Optimal Flight Parameters in an Active Navigational System in a Multi-Alternative Situation / A. V. Goncharenko // [Transactions on Aerospace Research](#). – 2020. – № 2(259). – pp. 1-12. DOI: <https://doi.org/10.2478/tar-2020-0006>

121. **Goncharenko A. V.** The value of the kinetic reaction order determined based upon the conditional optimality doctrine for the multi-optional functions entropy / A. V. Goncharenko // Problems of friction and wear. – 2019. – № 2(83). – pp. 37-40. DOI: 10.18372/0370-2197.2(83).13690

122. **Goncharenko A. V.** Tribological process characteristics on the basis of a neuron activation model obtained through the multi-optional functions entropy doctrine / A. V. Goncharenko // Problems of friction and wear. – 2018. – № 3(80). – pp. 32-35.

123. **Goncharenko A. V.** Two Entropy Theory Wings as a New Trend for the Modern Means of Air Transport Operational Reliability Measure / A. V. Goncharenko // [Transactions on Aerospace Research](#). – 2020. – № 3(260). – pp. 64-74. DOI: <https://doi.org/10.2478/tar-2020-0017>

124. **Kasianov V. A.** A Recursive Model of a Quasi-Isolated Elementary Social System Dynamics / V. A. Kasianov, A. V. Goncharenko // NAU electronic repository. - <http://dspace.nau.edu.ua/handle/NAU/37759> - January 01, 2015. – 5 p.

125. **Kasianov V. A.** Alternatives and subjective entropy paradigm context in regards with the conflicts theory / V. A. Kasianov, A. V. Goncharenko // Матеріали XIV міжнародної науково-технічної конференції “АВІА-2019”. (23-25 квітня 2019 р., Київ). – К.: НАУ, 2019. – pp. 37.1-37.5.

126. **Kasianov V. A.** [Conceptual Framework of the Entropy Theory of Conflicts](#): monograph / V. A. Kasianov, A. V. Goncharenko. – Kyiv, Ukraine: NAU Electronic Repository. – <https://er.nau.edu.ua/handle/NAU/42079> – April 02, 2020. – 131 p.

127. **Kasianov V. A.** Connection of subjective entropy maximum principle to the main laws of psych / V.A. Kasianov, A.V. Goncharenko // Research in Psychology and Behavioral Sciences. – 2014. – Vol. 2, No. 3. – pp. 59-65.

128. **Kasianov V. A.** Control in a hierarchical active system on the basis of entropy paradigm of subjective analysis / V.A. Kasianov,

A.V. Goncharenko, K. Szafran // Prace Instytutu Lotnictwa Transactions of the institute of aviation. – Warszawa Warsaw, Poland: Institute of Aviation Scientific Publications, 2014. – № 4 (237), pp. 30-38.

129. **Kasianov V. A.** [Dynamical rating forecast](#) / V. A. Kasianov, A. V. Goncharenko // NAU electronic repository. - <http://er.nau.edu.ua/handle/NAU/39559> - April 1, 2019. – 12 p.

130. **Kasianov V. A.** [Elements of entropy conflict theory. Applications to the military conflicts](#) / V. A. Kasianov, A. V. Goncharenko // NAU Electronic Repository. – <http://er.nau.edu.ua/handle/NAU/40727> – October 31, 2019. – 12 p.

131. **Kasianov V. A.** Entropy methods of human factor analysis applied to the problem of safety of aviation / V. A. Kasianov, A. V. Goncharenko // Proceedings of The Eighth World Congress “Aviation in the XXI-st Century” “Safety in Aviation and Space Technologies”. Kyiv, Ukraine, October 10-12, 2018: матеріали конгр. – Київ, NAU; 2018. – pp. 13.2.14-13.2.18.

132. **Kasianov V. A.** Entropy theory of conflicts (Presentation of a new monograph) / V. A. Kasianov, A. V. Goncharenko // Індивідуальність у психологічних вимірах спільнот та професій: збірник наукових праць / за заг. ред. Л. В. Помиткіної, О. М. Ічанської. – К. : ТОВ «Альфа-ПІК», 2020. – pp. 49-51.

133. **Kasianov V. A.** Entropy Theory of Conflicts. Conflict Management: monograph / V. A. Kasianov, A. V. Goncharenko. – Publishing House “[LAP LAMBERT Academic Publishing](#)”, 2020. – 180 p. (ISBN-13: 978-620-2-51558-0)
http://www.morebooks.shop/bookprice_offer_82619b0ca79cbb0662e45c44adf_a9650bc33b239?locale=gb&cy=EUR

134. **Kasianov V. A.** Entropy theory of subjective conflicts (etse). some basic provisions / V. A. Kasianov, A. V. Goncharenko // NAU electronic repository. - <http://dspace.nau.edu.ua/handle/NAU/37758> - February 15, 2019. – 8 p.

135. **Kasianov V. A.** Estimation of rating splitting at the final stage of an election campaign based upon the subjective entropy theory / V. A. Kasianov, A. V. Goncharenko // Авіаційна та екстремальна психологія у контексті технологічних досягнень: збірник наукових праць / за заг. ред. Л.В. Помиткіної, Т.В. Вашеки, О.М. Ічанської. – К. : ТОВ «Альфа-ПІК», 2019. – pp. 101-107.

136. **Kasianov V. A.** Extremal Principle of Subjective Analysis. Light and Shadow. Proportions of Shadow Economy. Entropy Approach. Екстремальний принцип суб'єктивного аналізу. Світло і тінь. Пропорції тіньової економіки. Ентропійний підхід (англійською мовою): monograph / V. A. Kasianov, A. V. Goncharenko. – Kyiv, Ukraine: Publishing House “Kafedra”, 2017. – 90 p. (ISBN 978-617-7301-41-6)

137. **Kasianov V. A.** Invariants and first integrals for a special case of a controlled process in an active aviation system / V.A. Kasianov, A.V. Goncharenko // Восточно-Европейский журнал передовых технологий. Системы управления. – Харьков: Технологический Центр, 2013. – Т. 3, №3(63), С. 10-13.

138. **Kasianov V. A.** Light and shadow economy proportions and entropy approach to principal laws of psychodynamics / V.A. Kasianov, A.V. Goncharenko // Інтелектуальні системи прийняття рішень та проблеми обчислювального інтелекту: міжнародна наукова конференція, Залізний Порт, Україна, 28-31 травня 2014 р.: матеріали конф. – Херсон: ХНТУ, 2014. – С. 9-11. (ISBN 978-966-8912-90-0)

139. **Kasianov V. A.** Modeling of control in a hierarchical active system on the basis of entropy paradigm of subjective analysis / V.A. Kasianov, A.V. Goncharenko, K. Szafran // Transactions of the institute of aviation. Selected problems of air transport. – Warsaw, Poland: Institute of Aviation Scientific Publications, 2014. – № 4(237), pp. 39-48.

140. **Kasianov V. A.** Multi-alternativeness of aircraft airworthiness support modern technologies / V. A. Kasianov, A. V. Goncharenko // Proceedings of The Seventh World Congress “Aviation in the XXI-st Century” “Safety in Aviation and Space Technologies”. Kyiv, Ukraine, September 19-21, 2016: матеріали конгр. – Київ, NAU; 2016. – pp. 1.2.1-1.2.5.

141. **Kasianov V. A.** [Principle of subjective entropy maximum at the aircraft operation and maintenance staff selection](http://er.nau.edu.ua/handle/NAU/40345) / V. A. Kasianov, A. V. Goncharenko // NAU Electronic Repository. – <http://er.nau.edu.ua/handle/NAU/40345> – September 22, 2019. – 8 p.

142. **Kasianov V. A.** Recursive models of psychodynamics in the framework of subjective entropy of preferences paradigm / V.A. Kasianov, A.V. Goncharenko // Proceedings of The Sixth World Congress “Aviation in the XXI-st Century” “Safety in Aviation and Space Technologies”. Kyiv, Ukraine, 23-25 вересня, 2014 р.: матеріали конгр. – Київ, NAU; 2014. – Vol. 3, pp. 9.5-9.10.

143. **Kasianov V. A.** Social Aspects and Subjective Entropy Paradigm Application to the Problems of Light and Shadow Economy / V. A. Kasianov, A. V. Goncharenko // NAU electronic repository. – <http://dspace.nau.edu.ua/handle/NAU/37760> - February 01, 2018. – 15 p.

144. **Kasianov V. A.** Social justice as a subjective analysis category. Numerical estimations / V. A. Kasianov, A. V. Goncharenko // Interdisciplinary Studies of Complex Systems. – 2018. – No 13. – pp. 27-40.

145. **Kasianov V. A.** Some possible principles of the fast-speed UAV active control systems design / V. A. Kasianov, A. V. Goncharenko // VIII Міжнародна науково-практична конференція «Управління високошвидкісними рухомими об'єктами та професійна підготовка

операторів складних систем». (20 грудня 2019 р., Кропивницький). – Кропивницька льотна академія, Національний авіаційний університет. – Кропивницький: Вид-во ЛА НАУ, 2019. – pp. 52-53.

146. **Kasianov V. A.** Subjective entropy approach applicability to aeronautical engineering operational problems / V. A. Kasianov, A. V. Goncharenko // Матеріали XIII міжнародної науково-технічної конференції “АВІА-2017”. (19-21 квітня 2017 р., Київ). – К.: НАУ, 2017. – pp. 17.5-17.8.

147. **Kasianov V. A.** Subjective entropy maximum principle and its applications / V. A. Kasianov, A. V. Goncharenko // Авіаційна та екстремальна психологія у контексті технологічних досягнень: збірник наукових праць / за заг. ред. Л. В. Помиткіної, Т. В. Вашеки, О. В. Сечейко. – К.: Аграр Медіа Груп, 2017. – 317 с. pp. 116-120.

148. **Kasianov V. A.** Subjectively preferred optimally controlled modes of operation for an aircraft maximal duration horizontal flight / V.A. Kasianov, A.V. Goncharenko // Авиационно-космическая техника и технология: сб. науч. тр. / М-во образования и науки Украины, Нац. аэрокосм. ун-т им. Н. Е. Жуковского «ХАИ». – Х., 2013. – Вып. 10 (107). – С. 112-117.

149. **Kasianov V. A.** [Theoretical description of military conflicts based upon the subjective entropy paradigm](#) / V. A. Kasianov, A. V. Goncharenko // Матеріали науково-практичної конференції “Філософсько-соціологічні та психолого-педагогічні проблеми підготовки особистості до виконання завдань в особливих умовах”. (31 жовтня 2019 р., Київ). – Міністерство оборони України, Національний університет оборони України імені Івана Черняхівського. – К.: НУОУ, 2019. – pp. 116-120.

150. **Kasianov V. A.** Theory of Conflicts. Entropy Paradigm. Теорія конфліктів. Ентропійна парадигма (англійською мовою): monograph / V. A. Kasianov, A. V. Goncharenko. – Kyiv, Ukraine: Publishing House “Kafedra”, 2020. – 172 p. (ISBN: 978-617-7301-78-2)

151. **Kasianov V. A.** Variational principle of psychology / V.A. Kasianov, A.V. Goncharenko // Proceedings of The Seventh World Congress “Aviation in the XXI-st Century” “Safety in Aviation and Space Technologies”. Kyiv, Ukraine, September 19-21, 2016: матеріали конгр. – Київ, НАУ; 2016. – pp. 9.187-9.190.

152. **Kasjanov V.** Quantitative models of influence of subjective factors on flight safety / V. Kasjanov, A. Goncharenko // Proceedings of The Second World Congress “Aviation in the XXI st Century”, Kyiv, September 19-21, 2005. – Kyiv, Ukraine: NAU, 2005. – pp. 6.38-6.42.

153. **Kasjanov V.** Theoretical mechanics. Statics. Kinematics: Summary of lectures / V. Kasjanov, V. Karachun, A. Goncharenko. – Kyiv: NAU, 2005. – 148 p.

154. **Kasjanov V. O.** Models of competitors' preferences influence upon the number of seafarers on board and ashore / V.O. Kasyanov, A.V. Goncharenko // Науковий вісник ХДМІ: Науковий журнал. – Херсон: Видавництво ХДМІ, 2010. – №2(3). – С. 231-237.

155. **Kasyanov V. A.** The concept of SPPP operational processes multi-alternativeness in terms of subjective analysis / V.A. Kasyanov, A.V. Goncharenko // Сучасні інформаційні та інноваційні технології на транспорті (MINTT-2012): збірка матеріалів IV Міжнародної науково-практичної конференції. У 2-х тт. Т. 1. – Херсон: Херсонська державна морська академія, 2012. – С. 106-108.

156. **Kasyanov V. O.** Approach to flight safety in terms of the subjective analysis / V.O. Kasyanov, A.V. Goncharenko // Proceedings of The Fourth World Congress “Aviation in the XXI-st Century”. “Safety in Aviation and Space Technologies”. Kyiv, September 21-23, 2010. – Kyiv, Ukraine: NAU, 2010. – Vol. 1, pp. 14.20-14.23.

157. **Kasyanov V. O.** Problems of specialists training in the field of ships propulsion and power plants operation on the principles of the subjective analysis / V.O. Kasyanov, A.V. Goncharenko // Сучасні енергетичні установки на транспорті, технології та обладнання для їх обслуговування: Республіканська науково-практична конференція, Херсон, 5-7 жовтня 2010 р.: матеріали конф. – Херсон, 2010. – С. 131-133.

158. **Kasyanov V. O.** Variational principle in the problem of ship propulsion and power plant operation with respect to subjective preferences / V.O. Kasyanov, A.V. Goncharenko // Науковий вісник Херсонської державної морської академії: Науковий журнал. – Херсон: Видавництво ХДМА, 2012. – № 2(7). – С. 56-61. (ISSN 2077-3617)

159. **Kasyanov V., Goncharenko A.** Modelling of technical and economical aspects of flight safety // The World Congress “Aviation in the XXI-st Century” press-release. K, Ukraine: NAU, 2003. – pp. 2.63-2.66.

160. **Operational Documentation (ICAO Doc 9760) : Self-Study Method Guide . Part I .** / compiler A. V. Goncharenko. – K. : NAU, Electronic Repository. – 2020. – 38 p. <https://er.nau.edu.ua/handle/NAU/35357>, [Operational Documentation \(ICAO 9760\) Self Study Guide.doc](https://er.nau.edu.ua/handle/NAU/35357/Operational_Documentation_(ICAO_9760)_Self_Study_Guide.doc).

161. **Pluzhnikov B. O.** Construction Machinery, Equipment and Road Machines. Earth-moving Machines: The course of lectures / B.O. Pluzhnikov, A.V. Goncharenko, V.I. Lychik. – K.: NAU, 2002. – 40 p.

162. **Pre-diploma practices : self-study method guide . Part I .** / compiler A. V. Goncharenko. – K. : NAU, Electronic Repository. – 2020. – 33 p. <https://er.nau.edu.ua/handle/NAU/44179>, [2 Course Pre Diploma Practices Self Study Guide \(1\)-перетворено.pdf](https://er.nau.edu.ua/handle/NAU/44179/2_Course_Pre_Diploma_Practices_Self_Study_Guide_(1)-перетворено.pdf).

163. **Scientific research practices : self-study method guide . Part I .** / compiler A. V. Goncharenko. – K. : NAU, Electronic Repository. – 2020. –

164. **Sushchenko O.** Design of Robust Systems for Stabilization of Unmanned Aerial Vehicle Equipment / O. Sushchenko, A. Goncharenko // International Journal of Aerospace Engineering. – Volume 2016 (2016), Article ID 6054081, 10 pages <http://dx.doi.org/10.1155/2016/6054081>; 2016. – pp. 1-10.

165. **Гончаренко А. В.** Аналіз гвинтової характеристики двигуна 5 ДКРН 70/226,8 за питомою витратою палива / А. В. Гончаренко // Науковий вісник ХДМІ. – 2009. – № 1(1). – С. 16-24.

166. **Гончаренко А. В.** Аналіз параметричних досліджень реологічних властивостей водовугільних суспензій для застосування у суднових двигунах внутрішнього згорання / А. В. Гончаренко // Авиационно-космическая техника и технология. – 2009. – № 8(65). – С. 90-95.

167. **Гончаренко А. В.** Варіанти вибору стратегії підтримання безпеки функціонування транспортної системи / А. В. Гончаренко // Вісник НАУ. – 2009. – № 2(39). – С. 30-35.

168. **Гончаренко А. В.** Вибір оптимальної комерційної швидкості транспортного судна / А. В. Гончаренко // Науковий вісник ХДМІ. – 2010. – № 1(2). – С. 41-49.

169. **Гончаренко А. В.** Вплив суб'єктивних переваг на показники роботи суднової енергетичної установки / А. В. Гончаренко // Автоматика, автоматизация, электротехнические комплексы и системы. – 2008. – № 2(22). – С. 105-111.

170. **Гончаренко А. В.** Дослідження характеристики двигуна стосовно зміни оптимальних значень / А. В. Гончаренко // Сучасні інформаційні та інноваційні технології на транспорті (MINTT-2009). [Збірка наукових праць у п'яти томах. (25-27 травня 2009 р., Херсон)]: Матеріали Міжнародної науково-практичної конференції. – Том 4. – Херсон: Видавництво Херсонського державного морського інституту, 2009. – С. 45-48.

171. **Гончаренко А. В.** Експлуатація активних транспортних систем в умовах багатоальтернативності та невизначеності: автореф. ... докт. техн. наук: 05.22.20 / А. В. Гончаренко. – К.: НАУ, 2016. – 39 с.

172. **Гончаренко А. В.** Керування підтриманням безпеки польотів через технічні та витратні чинники: автореф. ... канд. техн. наук: 05.13.03 / А. В. Гончаренко. – К.: НАУ, 2005. – 20 с.

173. **Гончаренко А. В.** Методичні рекомендації до дипломного проектування / А.В. Гончаренко. – Херсон: Видавництво ПП Трифонов, друкарня «Графіка», 2010. – 63 с. (ISBN: 978-966-2997-06-4)

174. **Гончаренко А. В.** Моделювання впливу ентропії суб'єктивних переваг на прийняття рішень стосовно ремонту суднової енергетичної установки / А. В. Гончаренко // Автоматика, автоматизация, электротехнические комплексы и системы. – 2009. – № 1(23). – С. 123-131.

175. **Гончаренко А. В.** Моделювання впливу профілактичних замін на показники безпеки польотів / А. В. Гончаренко // Вісник НАУ. – 2004. – № 3(21). – С. 74-77.

176. **Гончаренко А. В.** Обоснование величины инвестиций в безопасность полетов с учетом коэффициента технического использования / А. В. Гончаренко // Наука і молодь. Прикладна серія: Збірник наукових праць. – К.: НАУ, 2004. – Вип. 4. – С. 15-18.

177. **Гончаренко А. В.** Оптимальне внутрішнє тіньове оподаткування за умови зовнішньоекономічної діяльності фірми / А. В. Гончаренко, О. А. Запороженко // Вісник НАУ. – 2013. – № 2(55). – С. 251-257.

178. **Гончаренко А. В.** Оформлення звітності з плавальної практики судномеханіка (заповнення книги реєстрації практичної підготовки) за спеціальністю «Експлуатація суднових енергетичних установок» усіх форм навчання: навчальний посібник для ВНЗ / А. В. Гончаренко. – Херсон: Видавництво ПП Вишемирський В.С., 2010. – 128 с.

179. **Гончаренко А. В.** Показники безпеки функціонування транспортної системи в умовах зростання цін на паливе / А. В. Гончаренко // Вісник НАУ. – 2009. – № 1(38). – С. 35-39.

180. **Гончаренко А. В.** Постановка задачі про вибір оптимального рівня витрат на підтримання безпеки польотів / А. В. Гончаренко // НАУКА І МОЛОДЬ: Матеріали міжнародної наукової конференції. – К.: НАУ, 2001. – С. 110.

181. **Гончаренко А. В.** Принципові питання змісту та методики виконання дипломної роботи за спеціальністю «Експлуатація суднових енергетичних установок» усіх форм навчання: навчальний посібник для ВНЗ / А. В. Гончаренко. – Херсон: Видавництво ПП Трифонов, друкарня «Графіка», 2010. – 165 с. (ISBN: 978-966-2997-08-8)

182. **Гончаренко А. В.** Типи задач рекомендованих до опрацювання при виконанні дипломної роботи за спеціальністю «Експлуатація суднових енергетичних установок» усіх форм навчання: навчальний посібник для ВНЗ / А. В. Гончаренко. – Херсон: Видавництво ПП Трифонов, друкарня «Графіка», 2010. – 192 с. (ISBN: 978-966-2997-07-1)

183. **Експлуатація авіаційної наземної техніки.** Лабораторні роботи 1-4. / Уклад.: О.М. Білякович, Г.М. Гелетуха, А.В. Гончаренко. – К.: НАУ, 2002. – 32 с.

184. **Запорожец В. В.,** *Олефир А. И., Смирнов Ю. И., Билякович О. Н., Закиев И. М., Гончаренко А. В.* Геометрическое проектирование базовых шасси спецмашин: Учебно-методическое пособие для студентов специальности 7.100108 «Эксплуатация авиационной наземной техники» по курсу «Теория и конструкция базовых шасси спецмашин». – Киев: КМУГА, 1998. – 12 с.

185. **Запорожец В. В.,** *Олефир А. И., Смирнов Ю. И., Билякович О. Н., Закиев И. М., Гончаренко А. В.* Весовое проектирование базовых шасси спецмашин: Учебно-методическое пособие для студентов специальности 7.100108 «Эксплуатация авиационной наземной техники» по курсу «Теория и конструкция базовых шасси спецмашин». – Киев: КМУГА, 1998. – 12 с.

186. **Касьянов В. А.** Вариационные принципы субъективного анализа. Модифицированный вариационный принцип Эйлера-Лагранжа. Энтропийный подход: монография / В.А. Касьянов, А.В. Гончаренко. – К.: ДП НВЦ «Приоритети», 2015. – 112 с. (ISBN 978-966-8809-67-5)

187. **Касьянов В. А.** Рекурсивные модели психодинамики для прогнозирования поведения активных систем управления с памятью / В.А. Касьянов, А.В. Гончаренко // ScienceRise. Технічні науки. – Харків: ПП «Технологічний Центр», 2014. – № 2 (2). – С. 72-78.

188. **Касьянов В. А.** Свет и тень. Пропорции теневой экономики. Энтропийный подход: монография / В.А. Касьянов, А.В. Гончаренко. – К.: Кафедра, 2013. – 86 с. (ISBN 978-966-2705-36-2)

189. **Касьянов В. А.** Эволюция активных изолированных систем с точки зрения принципа максимума субъективной энтропии / В.А. Касьянов, А.В. Гончаренко // Міжнародний науковий форум: соціологія, психологія, педагогіка, менеджмент [Текст] : збірник наукових праць. Вип. 17 / Нац. пед. ун-т ім. М.П. Драгоманова ; ред. колегія В. Б. Євтух [и др.]. – Київ : Інтерсервіс, 2015. – С. 207-226. (ISSN 2307-4825)

190. **Касьянов В. А.,** *Гончаренко А. В.* Оценка характеристик функционирования системы в условиях, допускающих возникновение техногенных катастроф // Сучасні авіаційні технології: Матеріали IV Міжнародної науково-технічної конференції “АВІА-2002”. - Т.3. - К.: НАУ, 2002. – С. 31.23-31.26.

191. **Касьянов В. А.,** *Гончаренко А. В.* Субъективный анализ и безопасность активных систем // Кибернетика и вычислительная техника. – 2004. – Вып. 142. – С. 41-56.

192. **Касьянов В. О.,** *Гончаренко А. В.* Визначення оптимальної швидкості витрат ресурсів, які спрямовуються безпосередньо на підтримку безпеки польотів // Виробництво та експлуатація авіаційної техніки: Матеріали V Міжнародної науково - технічної конференції “АВІА-2003”. - Т.3. - К.: НАУ, 2003. – С. 31.7-31.11.

193. **Касьянов В. О., Гончаренко А. В.** Параметричні дослідження комплексного техніко-економічного критерію безпеки // Вісник НАУ. 2004. №1(19). – К.: НАУ, 2004. – С. 109-112.

194. **Касьянов В. О., Гончаренко А. В.** Статистичні оцінки частоти катастроф // Вісник НАУ. 2004. №4(22). – К.: НАУ, 2004. – С. 16-20.

195. **Касьянов В. А.** Субъективные предпочтения и правовое воздействие как факторы развития двигателестроения / В.А. Касьянов, А.В. Гончаренко, С.В. Кружкова // *Авиационно-космическая техника и технология. Информационные технологии: сб. науч. тр. / М-во образования и науки Украины, Нац. аэрокосм. ун-т им. Н.Е. Жуковского «ХАИ».* – Х., 2010. – Вып. № 7(74). – С. 182-189.

196. **Овчарук О. М.** Загальна формула розподілу осереднених швидкостей рідини в круглоциліндричній трубі / О. М. Овчарук, А. В. Гончаренко // *Науковий вісник ХДМУ.* – 2010. – №1(2). – С. 198-210.

197. **Пат. 94181** Україна, МПК В63Н 25/00. Спосіб вибору оптимальної комбінації режимів експлуатації суднової рульової машини / А. В. Гончаренко; заявник та власник патенту Національний авіаційний університет. – № u 2013 09054; заявл. 19.07.2013; опубл. 10.11.2014, Бюл. № 21.

198. **Теорія та конструкція теплових двигунів: Лабораторні роботи /** Уклад.: *О.В. Кулініч, А.А. Воробйов, А.В. Гончаренко.* – К.: НАУ, 2002. – 72 с.

Навчальне видання

АЕРОГІДРОГАЗОДИНАМІКА ТА ДИНАМІКА ПОЛЬОТУ

Частина I

АЕРОГІДРОГАЗОДИНАМІКА

Методичні рекомендації
до виконання самостійної роботи
для студентів 3-го курсу галузі знань 27 «Транспорт»,
спеціальності 272 «Авіаційний транспорт»

(Англійською мовою)

Укладач ГОНЧАРЕНКО Андрій Вікторович

В авторській редакції

Технічний редактор
Комп'ютерна верстка

Підп. до друку Формат 60x84/16. Папір офс.
Офс. друк. Ум. друк. арк. 2,79. Обл.-вид. арк. 3,0.
Тираж 100 пр. Замовлення № 93-1.

Видавець і виготівник
Національний авіаційний університет
03680. Київ-58, проспект Любомира Гузара, 1

Свідоцтво про внесення до Державного реєстру ДК № 977 від 05.07.2002